

CLASSIC -- Overall Match Results

St. Pöltner Wolf 2014

Printed März 1, 2014 at 17:18



	<u>%</u>	<u>Points</u>	<u>Competitor</u>	<u>Cat</u>	<u>Reg</u>	<u>Cls</u>	<u>Tag</u>	<u>ICS</u>
1	100,00	538,7453	53 Breitler, Christian					AUT
2	90,39	486,9596	54 Karlin, Marcus					AUT
3	79,70	429,4069	56 Kalkhauser, Prod, Dietmar D					AUT
4	79,29	427,1965	46 Fischer, Manfred					AUT
5	68,21	367,4794	55 Vogel, Michael					AUT
6	60,13	323,9517	87 Klaus, Classic, Tom .					AUT

OPEN -- Overall Match Results

St. Pöltner Wolf 2014

Printed März 1, 2014 at 17:18



	<u>%</u>	<u>Points</u>	<u>Competitor</u>	<u>Cat</u>	<u>Reg</u>	<u>Cls</u>	<u>Tag</u>	<u>ICS</u>
1	100,00	520,6964	21 Kraushofer, Roland	S	AUT			
2	99,70	519,1300	22 Kraushofer, Gabi	L	AUT			
3	92,49	481,5746	37 Reschenhofer open, Roman 6		AUT		ALL	
4	91,16	474,6735	26 Schallerbauer, Harald		AUT			
5	88,65	461,5774	14 Praschinger, open, Edgar E		AUT			
6	82,73	430,7890	70 Nestl, Martin .		AUT			
7	82,00	426,9951	27 Schwannke, Roland .	S	AUT			
8	81,66	425,1758	15 Kugler, Wolfgang	S	AUT			
9	79,46	413,7285	64 Eisl, Alexander		AUT			
10	74,71	388,9975	97 Dotter open, Norbert		AUT		ALL	
11	29,32	152,6907	96 Rausch, Classic, Franz F		AUT		ALL	
12	24,84	129,3287	29 Straka, Franz .	S	AUT			

PRODUCTION -- Overall Match Results

St. Pöltner Wolf 2014

Printed März 1, 2014 at 17:18



	<u>%</u>	<u>Points</u>	<u>Competitor</u>	<u>Cat</u>	<u>Reg</u>	<u>Cls</u>	<u>Tag</u>	<u>ICS</u>
1	100,00	542,9393	74 Bosko, Rasovic		AUT			
2	97,02	526,7391	5 Reiter, Gerald		AUT		ALL	
3	88,26	479,1860	36 Ziebart, Friedrich	S	AUT			
4	80,67	437,9721	2 Klaus, Thomas		AUT		VM	
5	77,39	420,1973	12 Heiligenbrunner, Simon S		AUT			
6	71,38	387,5478	18 Kaindl, Gernot P		AUT			
7	71,18	386,4696	1 Arlt, Reinhard P	S	AUT		VM	
8	66,90	363,2527	43 Fischinger, Jürgen		AUT			
9	64,19	348,5233	16 Reitter, Christoph .		AUT			
10	62,06	336,9746	98 Stöger, Rupert		AUT			
11	59,55	323,3083	57 Fritz, Alexander .		AUT			
12	59,11	320,9130	10 Hollan, Wolfgang		AUT			
13	58,09	315,3905	80 Kreuzer, Herbert		AUT			
14	57,76	313,6172	42 Czermak, Martin	S	AUT			
15	56,99	309,4280	25 Feyertag, Werner prod .		AUT			
16	56,14	304,7905	78 Höß, Heinrich		AUT			
17	53,99	293,1350	35 Strasser, Elisabeth	L	AUT			
18	50,51	274,2590	95 Rausch, Franz F		AUT		ALL	
19	50,45	273,8893	85 Krückel, Werner	S	AUT			
20	49,70	269,8394	38 Bauer, Eduard	S	AUT			
21	48,08	261,0478	34 Kaiser Schwarz, Karin	L	AUT			
22	47,46	257,6675	102 Krimm, Rene		AUT			
23	47,22	256,3697	49 Dastych, Rudolf D		AUT			
24	47,05	255,4313	63 Katscher, Michael K	S	AUT			
25	46,14	250,5333	48 Bauer-Wolf, Bernhard .		AUT			
26	46,06	250,1044	60 Ulmer, Maximinian .		AUT			
27	45,86	248,9943	75 Walter, Andreas A		AUT			
28	45,56	247,3405	3 Reiter, Doris	L	AUT			
29	44,72	242,7922	40 Wagner, Raoul .		AUT			
30	44,44	241,2722	82 Mann, Markus M		AUT			
31	44,24	240,1729	8 Novotny, prod, Franz 3		AUT			
32	43,90	238,3763	99 Hess, Richard R		AUT		ALL	
33	43,24	234,7898	100 Lechner, Bettina	L	AUT			
34	42,70	231,8451	81 Amon, Birgit A	L	AUT			
35	42,04	228,2698	76 Honeder, Martin .		AUT			
36	41,24	223,9040	41 Schlegl, Bernhard 0		AUT			
37	38,72	210,2394	62 Lengauer, Michael P		AUT			
38	35,61	193,3288	77 Höß, Prod, Liliane L	L	AUT			
39	33,72	183,0914	59 Felder, Sigrid .	L	AUT			
40	32,85	178,3370	61 Zimmermann, Martin .		AUT			
41	32,50	176,4363	86 Aichberger, Markus .		AUT			
42	31,30	169,9662	83 Straub, Wolfgang .		AUT			
43	30,51	165,6700	105 Pollack, Harald .	S	AUT			
44	29,61	160,7516	104 Uhlir, Stefan .	S	AUT			
45	24,05	130,5884	67 Ebenberger, Andreas .		AUT			
46	21,92	119,0089	101 Grasmann, Alexander A		AUT			

REVOLVER -- Overall Match Results

St. Pöltner Wolf 2014

Printed März 1, 2014 at 17:18



	<u>%</u>	<u>Points</u>	<u>Competitor</u>	<u>Cat</u>	<u>Reg</u>	<u>Cls</u>	<u>Tag</u>	<u>ICS</u>
1	100,00	543,9709	6 Reiter Rev, Gerald		AUT			
2	92,90	505,3669	13 Praschinger 3, Edgar		AUT			
3	59,88	325,7451	88 Arlt 3, Reinhard A		AUT			
4	52,34	284,7036	52 Wendorff, Daniel		AUT			
5	36,03	195,9846	9 Novotny, Franz 3		AUT			

STANDARD -- Overall Match Results

St. Pöltner Wolf 2014

Printed März 1, 2014 at 17:18



	<u>%</u>	<u>Points</u>	<u>Competitor</u>	<u>Cat</u>	<u>Reg</u>	<u>Cls</u>	<u>Tag</u>	<u>ICS</u>
1	100,00	552,4259	4 Stranz, Jürgen					AUT
2	79,96	441,7134	51 Gruber, Patrik					AUT
3	68,14	376,4216	20 Benesch, Thomas					AUT
4	67,65	373,7277	24 Spring, Sebastian S					AUT
5	64,20	354,6802	19 Wolfsgruber, Horst	S				AUT
6	62,35	344,4465	84 Herbeck, Josef					AUT
7	61,91	342,0315	71 Nestl-Treiber, Doris .	L				AUT
8	61,15	337,7949	7 Grüner, Günter					AUT
9	59,68	329,6694	79 Schnaitt, Manuel .					AUT
10	58,84	325,0718	50 Erber, Manfred					AUT
11	58,04	320,6281	69 Kamler, Michael					AUT
12	58,02	320,4944	65 Pataki, Martin	S				AUT
13	55,92	308,9188	73 Ecker, Wolfgang	S				AUT
14	54,38	300,3835	33 Kaiser, Gerhard					AUT
15	50,42	278,5556	30 Bjelic, Miomir	S				AUT
16	46,73	258,1394	103 Gsellmann, Alexander A					AUT
17	44,80	247,4977	66 Horvath, Erich .	S				AUT
18	43,61	240,9325	32 Hackauf, Claudia	L				AUT
19	40,52	223,8551	45 Juretic, Susanna .	L				AUT
20	38,48	212,5611	44 Reber, Ludwig .					AUT
21	34,27	189,3185	89 Tuschl, Thomas T					AUT
22	32,41	179,0519	11 Rosenbaum, Std, Eva R	L				AUT
23	30,15	166,5683	39 Heiss, Martin M					AUT
24	29,19	161,2262	91 Hochreiter, Roman					AUT
25	29,03	160,3443	92 Swoboda, Gernot					AUT
26	28,04	154,8767	90 Resch, Martin 5					AUT
27	26,37	145,6525	94 Gira, Bernhard .					AUT
28	22,51	124,3715	93 Schleifer, Herbert2 .	S				AUT

OPEN -- Overall Stage Results

St. Pöltner Wolf 2014

Printed März 1, 2014 at 17:20



Stage 1 -- In der Box (verbieg Dich!)

	PTS	TIME	HIT FACTOR	STAGE POINTS	STAGE PERCENT	COMPETITOR # Name
1	50	6,85	7,2993	55,0000	100,00	22 Kraushofer, Gabi
2	49	6,97	7,0301	52,9720	96,31	21 Kraushofer, Roland
3	47	6,96	6,7529	50,8829	92,51	14 Praschinger, open, Edgar E
4	48	7,43	6,4603	48,6783	88,51	26 Schallerbauer, Harald
5	48	8,18	5,8680	44,2152	80,39	37 Reschenhofer open, Roman 6
6	51	8,86	5,7562	43,3730	78,86	64 Eisl, Alexander
7	52	9,58	5,4280	40,8998	74,36	70 Nestl, Martin .
8	51	9,54	5,3459	40,2814	73,24	27 Schwannke, Roland .
9	47	9,17	5,1254	38,6200	70,22	97 Dotter open, Norbert
10	53	10,74	4,9348	37,1839	67,61	15 Kugler, Wolfgang
11	49	19,74	2,4823	18,7039	34,01	96 Rausch, Classic, Franz F
12	34	32,18	1,0566	7,9612	14,47	29 Straka, Franz .

STANDARD -- Overall Stage Results

St. Pöltner Wolf 2014

Printed März 1, 2014 at 17:20



Stage 1 -- In der Box (verbieg Dich!)

	PTS	TIME	HIT FACTOR	STAGE POINTS	STAGE PERCENT	COMPETITOR # Name
1	50	6,98	7,1633	55,0000	100,00	4 Stranz, Jürgen
2	49	8,23	5,9538	45,7135	83,12	24 Spring, Sebastian S
3	53	9,31	5,6928	43,7093	79,47	19 Wolfsgruber, Horst
4	39	6,94	5,6196	43,1473	78,45	51 Gruber, Patrik
5	50	9,65	5,1813	39,7824	72,33	20 Benesch, Thomas
6	47	9,85	4,7716	36,6361	66,61	69 Kamler, Michael
7	47	10,21	4,6033	35,3444	64,26	84 Herbeck, Josef
8	39	8,55	4,5614	35,0225	63,68	50 Erber, Manfred
9	43	9,61	4,4745	34,3553	62,46	79 Schnaitt, Manuel .
10	53	11,94	4,4389	34,0816	61,97	103 Gsellmann, Alexander A
11	41	9,85	4,1624	31,9592	58,11	71 Nestl-Treiber, Doris .
12	43	12,36	3,4790	26,7115	48,57	65 Pataki, Martin
13	52	15,23	3,4143	26,2151	47,66	30 Bjelic, Miomir
14	45	13,19	3,4117	26,1948	47,63	7 Grüner, Günter
15	47	14,45	3,2526	24,9734	45,41	73 Ecker, Wolfgang
16	39	12,20	3,1967	24,5444	44,63	33 Kaiser, Gerhard
17	47	15,50	3,0323	23,2817	42,33	90 Resch, Martin 5
18	49	16,53	2,9643	22,7600	41,38	66 Horvath, Erich .
19	43	14,90	2,8859	22,1580	40,29	44 Reber, Ludwig .
20	51	18,41	2,7702	21,2699	38,67	32 Hackauf, Claudia
21	45	17,55	2,5641	19,6872	35,79	45 Juretic, Susanna .
22	34	14,60	2,3288	17,8803	32,51	89 Tuschl, Thomas T
23	49	22,47	2,1807	16,7433	30,44	11 Rosenbaum, Std, Eva R
24	43	19,91	2,1597	16,5823	30,15	93 Schleifer, Herbert2 .
25	51	24,20	2,1074	16,1809	29,42	39 Heiss, Martin M
26	31	14,89	2,0819	15,9851	29,06	91 Hochreiter, Roman
27	37	18,81	1,9670	15,1029	27,46	92 Swoboda, Gernot
28	19	16,38	1,1600	8,9061	16,19	94 Gira, Bernhard .

PRODUCTION -- Overall Stage Results

St. Pöltner Wolf 2014

Printed März 1, 2014 at 17:20



Stage 1 -- In der Box (verbieg Dich!)

	PTS	TIME	HIT FACTOR	STAGE POINTS	STAGE PERCENT	COMPETITOR # Name
1	51	7,48	6,8182	55,0000	100,00	36 Ziebart, Friedrich
2	51	7,83	6,5134	52,5415	95,53	5 Reiter, Gerald
3	47	8,62	5,4524	43,9830	79,97	74 Bosko, Rasovic
4	45	8,90	5,0562	40,7865	74,16	1 Arlt, Reinhard P
5	47	9,58	4,9061	39,5755	71,96	2 Klaus, Thomas
6	45	10,78	4,1744	33,6735	61,22	12 Heiligenbrunner, Simon S
7	47	11,52	4,0799	32,9109	59,84	80 Kreutzer, Herbert
8	47	11,77	3,9932	32,2118	58,57	43 Fischinger, Jürgen
9	47	12,57	3,7391	30,1618	54,84	16 Reitter, Christoph .
10	45	12,35	3,6437	29,3927	53,44	57 Fritz, Alexander .
11	45	12,71	3,5405	28,5602	51,93	18 Kaindl, Gernot P
12	45	12,80	3,5156	28,3594	51,56	35 Strasser, Elisabeth
13	41	12,14	3,3773	27,2433	49,53	63 Katscher, Michael K
14	53	15,71	3,3736	27,2141	49,48	48 Bauer-Wolf, Bernhard .
15	43	12,76	3,3699	27,1839	49,43	75 Walter, Andreas A
16	45	13,79	3,2632	26,3234	47,86	78 Höß, Heinrich
17	47	14,41	3,2616	26,3104	47,84	60 Ulmer, Maximilian .
18	47	14,47	3,2481	26,2013	47,64	3 Reiter, Doris
19	51	15,92	3,2035	25,8417	46,98	8 Novotny, prod, Franz 3
20	55	17,85	3,0812	24,8553	45,19	59 Felder, Sigrid .
21	51	16,70	3,0539	24,6347	44,79	49 Dastych, Rudolf D
22	49	16,11	3,0416	24,5355	44,61	95 Rausch, Franz F
23	47	16,34	2,8764	23,2028	42,19	10 Hollan, Wolfgang
24	49	17,45	2,8080	22,6514	41,18	34 Kaiser Schwarz, Karin
25	43	15,78	2,7250	21,9814	39,97	76 Honeder, Martin .
26	32	11,88	2,6936	21,7284	39,51	42 Czermak, Martin
27	49	18,39	2,6645	21,4936	39,08	102 Krimm, Rene
28	51	19,33	2,6384	21,2830	38,70	81 Amon, Birgit A
29	41	15,54	2,6384	21,2827	38,70	25 Feyertag, Werner prod .
30	45	17,45	2,5788	20,8023	37,82	38 Bauer, Eduard
31	38	14,93	2,5452	20,5314	37,33	41 Schlegl, Bernhard 0
32	43	16,92	2,5414	20,5004	37,27	100 Lechner, Bettina
33	28	11,15	2,5112	20,2571	36,83	98 Stöger, Rupert
34	36	15,07	2,3889	19,2701	35,04	85 Krückel, Werner
35	28	12,40	2,2581	18,2151	33,12	40 Wagner, Raoul .
36	53	24,10	2,1992	17,7400	32,25	62 Lengauer, Michael P
37	49	22,41	2,1865	17,6380	32,07	77 Höß, Prod, Liliane L
38	43	20,06	2,1436	17,2915	31,44	82 Mann, Markus M
39	41	20,22	2,0277	16,3567	29,74	86 Aichberger, Markus .
40	47	23,81	1,9740	15,9233	28,95	105 Pollack, Harald .
41	45	23,13	1,9455	15,6939	28,53	83 Straub, Wolfgang .
42	39	20,27	1,9240	15,5205	28,22	104 Uhlir, Stefan .
43	47	24,51	1,9176	15,4685	28,12	61 Zimmermann, Martin .
44	45	23,57	1,9092	15,4009	28,00	67 Ebenberger, Andreas .
45	45	25,48	1,7661	14,2465	25,90	101 Grasmann, Alexander A
46	20	12,25	1,6327	13,1701	23,95	99 Hess, Richard R

CLASSIC -- Overall Stage Results

St. Pöltner Wolf 2014

Printed März 1, 2014 at 17:20




Stage 1 -- In der Box (verbieg Dich!)

	PTS	TIME	HIT FACTOR	STAGE POINTS	STAGE PERCENT	COMPETITOR # Name
1	45	11,50	3,9130	55,0000	100,00	53 Breitler, Christian
2	51	13,45	3,7918	53,2962	96,90	46 Fischer, Manfred
3	47	12,90	3,6434	51,2102	93,11	87 Klaus, Classic, Tom .
4	34	10,57	3,2167	45,2118	82,20	56 Kalkhauser, Prod, Dietmar D
5	51	18,40	2,7717	38,9583	70,83	55 Vogel, Michael
6	45	16,45	2,7356	38,4498	69,91	54 Karlin, Marcus

REVOLVER -- Overall Stage Results

St. Pöltner Wolf 2014

Printed März 1, 2014 at 17:20



Stage 1 -- In der Box (verbieg Dich!)

	PTS	TIME	HIT FACTOR	STAGE POINTS	STAGE PERCENT	COMPETITOR # Name
1	50	10,26	4,8733	55,0000	100,00	13 Praschinger 3, Edgar
2	51	12,75	4,0000	45,1440	82,08	6 Reiter Rev, Gerald
3	53	21,10	2,5118	28,3487	51,54	52 Wendorff, Daniel
4	38	17,68	2,1493	24,2572	44,10	88 Arlt 3, Reinhard A
5	51	29,12	1,7514	19,7660	35,94	9 Novotny, Franz 3

OPEN -- Overall Stage Results

St. Pöltner Wolf 2014

Printed März 1, 2014 at 17:20



Stage 2 -- Halbe/Halbe

	PTS	TIME	HIT FACTOR	STAGE POINTS	STAGE PERCENT	COMPETITOR # Name
1	72	10,26	7,0175	85,0000	100,00	21 Kraushofer, Roland
2	76	11,07	6,8654	83,1572	97,83	22 Kraushofer, Gabi
3	74	11,49	6,4404	78,0091	91,78	37 Reschenhofer open, Roman 6
4	69	10,79	6,3948	77,4571	91,13	26 Schallerbauer, Harald
5	82	13,50	6,0741	73,5722	86,56	15 Kugler, Wolfgang
6	63	10,62	5,9322	71,8538	84,53	97 Dotter open, Norbert
7	59	10,00	5,9000	71,4638	84,08	14 Praschinger, open, Edgar E
8	77	13,42	5,7377	69,4980	81,76	27 Schwannke, Roland .
9	76	14,79	5,1386	62,2414	73,23	70 Nestl, Martin .
10	47	10,62	4,4256	53,6052	63,06	64 Eisl, Alexander
11	81	32,71	2,4763	29,9943	35,29	96 Rausch, Classic, Franz F
12	82	39,38	2,0823	25,2216	29,67	29 Straka, Franz .

STANDARD -- Overall Stage Results

St. Pöltner Wolf 2014

Printed März 1, 2014 at 17:20



Stage 2 -- Halbe/Halbe

	PTS	TIME	HIT FACTOR	STAGE POINTS	STAGE PERCENT	COMPETITOR # Name
1	59	10,06	5,8648	85,0000	100,00	51 Gruber, Patrik
2	60	10,55	5,6872	82,4259	96,97	4 Stranz, Jürgen
3	61	10,95	5,5708	80,7385	94,99	79 Schnaitt, Manuel .
4	77	14,49	5,3140	77,0171	90,61	19 Wolfsgruber, Horst
5	69	14,15	4,8763	70,6737	83,15	50 Erber, Manfred
6	59	12,46	4,7352	68,6276	80,74	69 Kamler, Michael
7	71	15,82	4,4880	65,0454	76,52	84 Herbeck, Josef
8	61	13,87	4,3980	63,7409	74,99	24 Spring, Sebastian S
9	73	16,74	4,3608	63,2022	74,36	73 Ecker, Wolfgang
10	68	15,70	4,3312	62,7732	73,85	20 Benesch, Thomas
11	75	17,42	4,3054	62,3991	73,41	65 Pataki, Martin
12	73	17,09	4,2715	61,9078	72,83	7 Grüner, Günter
13	63	16,74	3,7634	54,5444	64,17	33 Kaiser, Gerhard
14	69	18,58	3,7137	53,8230	63,32	103 Gsellmann, Alexander A
15	75	22,14	3,3875	49,0963	57,76	89 Tuschl, Thomas T
16	56	16,68	3,3573	48,6583	57,25	71 Nestl-Treiber, Doris .
17	71	21,27	3,3380	48,3789	56,92	32 Hackauf, Claudia
18	74	22,84	3,2399	46,9570	55,24	30 Bjelic, Miomir
19	66	21,99	3,0014	43,4994	51,18	45 Juretic, Susanna .
20	65	21,83	2,9776	43,1543	50,77	66 Horvath, Erich .
21	53	18,55	2,8571	41,4092	48,72	92 Swoboda, Gernot
22	53	19,21	2,7590	39,9865	47,04	44 Reber, Ludwig .
23	52	21,42	2,4276	35,1843	41,39	91 Hochreiter, Roman
24	73	30,17	2,4196	35,0681	41,26	11 Rosenbaum, Std, Eva R
25	83	39,08	2,1238	30,7814	36,21	39 Heiss, Martin M
26	40	21,79	1,8357	26,6053	31,30	90 Resch, Martin 5
27	50	31,04	1,6108	23,3460	27,47	93 Schleifer, Herbert2 .
28	33	23,20	1,4224	20,6154	24,25	94 Gira, Bernhard .

PRODUCTION -- Overall Stage Results

St. Pöltner Wolf 2014

Printed März 1, 2014 at 17:20




Stage 2 -- Halbe/Halbe

	PTS	TIME	HIT FACTOR	STAGE POINTS	STAGE PERCENT	COMPETITOR # Name
1	81	11,17	7,2516	85,0000	100,00	74 Bosko, Rasovic
2	73	10,86	6,7219	78,7916	92,70	5 Reiter, Gerald
3	59	11,32	5,2120	61,0932	71,87	2 Klaus, Thomas
4	63	12,30	5,1220	60,0375	70,63	36 Ziebart, Friedrich
5	67	13,42	4,9925	58,5207	68,85	12 Heiligenbrunner, Simon S
6	75	15,89	4,7199	55,3254	65,09	98 Stöger, Rupert
7	81	18,65	4,3432	50,9088	59,89	78 Höß, Heinrich
8	83	19,12	4,3410	50,8835	59,86	85 Krückel, Werner
9	75	17,62	4,2565	49,8933	58,70	57 Fritz, Alexander .
10	65	15,39	4,2235	49,5065	58,24	75 Walter, Andreas A
11	59	14,07	4,1933	49,1524	57,83	16 Reitter, Christoph .
12	61	14,93	4,0857	47,8914	56,34	18 Kaindl, Gernot P
13	81	19,83	4,0847	47,8795	56,33	42 Czermak, Martin
14	63	15,62	4,0333	47,2766	55,62	40 Wagner, Raoul .
15	61	15,33	3,9791	46,6417	54,87	10 Hollan, Wolfgang
16	79	20,42	3,8688	45,3480	53,35	25 Feyertag, Werner prod .
17	60	15,53	3,8635	45,2863	53,28	43 Fischinger, Jürgen
18	48	13,85	3,4657	40,6236	47,79	35 Strasser, Elisabeth
19	48	14,01	3,4261	40,1597	47,25	1 Arlt, Reinhard P
20	63	18,43	3,4183	40,0684	47,14	63 Katscher, Michael K
21	67	19,64	3,4114	39,9871	47,04	34 Kaiser Schwarz, Karin
22	77	22,60	3,4071	39,9364	46,98	38 Bauer, Eduard
23	61	18,25	3,3425	39,1791	46,09	76 Honeder, Martin .
24	55	17,24	3,1903	37,3949	43,99	3 Reiter, Doris
25	64	20,24	3,1621	37,0644	43,61	41 Schlegl, Bernhard 0
26	81	26,14	3,0987	36,3217	42,73	95 Rausch, Franz F
27	77	25,43	3,0279	35,4921	41,76	49 Dastych, Rudolf D
28	69	22,84	3,0210	35,4112	41,66	100 Lechner, Bettina
29	75	25,44	2,9481	34,5566	40,65	80 Kreutzer, Herbert
30	54	18,34	2,9444	34,5129	40,60	99 Hess, Richard R
31	71	24,76	2,8675	33,6120	39,54	102 Krimm, Rene
32	73	26,26	2,7799	32,5848	38,34	60 Ulmer, Maximinian .
33	65	23,50	2,7660	32,4215	38,14	61 Zimmermann, Martin .
34	67	24,56	2,7280	31,9767	37,62	82 Mann, Markus M
35	85	31,49	2,6993	31,6398	37,22	8 Novotny, prod, Franz 3
36	79	31,15	2,5361	29,7273	34,97	83 Straub, Wolfgang .
37	69	27,26	2,5312	29,6695	34,91	105 Pollack, Harald .
38	61	24,60	2,4797	29,0658	34,20	104 Uhlir, Stefan .
39	85	34,84	2,4397	28,5975	33,64	48 Bauer-Wolf, Bernhard .
40	69	29,40	2,3469	27,5099	32,36	86 Aichberger, Markus .
41	81	34,56	2,3438	27,4725	32,32	59 Felder, Sigrid .
42	48	20,87	2,3000	26,9591	31,72	77 Höß, Prod, Liliane L
43	75	34,73	2,1595	25,3130	29,78	67 Ebenberger, Andreas .
44	85	39,63	2,1448	25,1410	29,58	62 Lengauer, Michael P
45	54	25,26	2,1378	25,0581	29,48	81 Amon, Birgit A
46	67	33,73	1,9864	23,2834	27,39	101 Grasmann, Alexander A

CLASSIC -- Overall Stage Results

St. Pöltner Wolf 2014

Printed März 1, 2014 at 17:20



Stage 2 -- Halbe/Halbe

	PTS	TIME	HIT FACTOR	STAGE POINTS	STAGE PERCENT	COMPETITOR # Name
1	75	15,08	4,9735	85,0000	100,00	46 Fischer, Manfred
2	75	16,92	4,4326	75,7565	89,13	54 Karlin, Marcus
3	65	14,95	4,3478	74,3072	87,42	53 Breitler, Christian
4	53	13,94	3,8020	64,9789	76,45	55 Vogel, Michael
5	50	13,82	3,6179	61,8331	72,74	87 Klaus, Classic, Tom .
6	57	17,18	3,3178	56,7036	66,71	56 Kalkhauser, Prod, Dietmar D

REVOLVER -- Overall Stage Results

St. Pöltner Wolf 2014

Printed März 1, 2014 at 17:20



Stage 2 -- Halbe/Halbe

	PTS	TIME	HIT FACTOR	STAGE POINTS	STAGE PERCENT	COMPETITOR # Name
1	79	13,87	5,6957	85,0000	100,00	6 Reiter Rev, Gerald
2	79	14,31	5,5206	82,3864	96,93	13 Praschinger 3, Edgar
3	81	20,82	3,8905	58,0594	68,31	88 Arlt 3, Reinhard A
4	83	27,06	3,0673	45,7740	53,85	52 Wendorff, Daniel
5	79	41,15	1,9198	28,6501	33,71	9 Novotny, Franz 3

OPEN -- Overall Stage Results

St. Pöltner Wolf 2014

Printed März 1, 2014 at 17:20



Stage 3 -- Bärenfalle

	PTS	TIME	HIT FACTOR	STAGE POINTS	STAGE PERCENT	COMPETITOR # Name
1	90	9,85	9,1371	100,0000	100,00	22 Kraushofer, Gabi
2	88	11,09	7,9351	86,8450	86,85	14 Praschinger, open, Edgar E
3	92	12,15	7,5720	82,8715	82,87	27 Schwannke, Roland .
4	92	13,43	6,8503	74,9731	74,97	26 Schallerbauer, Harald
5	79	11,86	6,6610	72,9014	72,90	64 Eisl, Alexander
6	87	13,82	6,2952	68,8977	68,90	21 Kraushofer, Roland
7	80	13,65	5,8608	64,1433	64,14	70 Nestl, Martin .
8	76	13,21	5,7532	62,9658	62,97	37 Reschenhofer open, Roman 6
9	75	13,68	5,4825	60,0024	60,00	97 Dotter open, Norbert
10	94	21,66	4,3398	47,4967	47,50	15 Kugler, Wolfgang
11	98	46,91	2,0891	22,8641	22,86	29 Straka, Franz .
12	94	45,59	2,0619	22,5659	22,57	96 Rausch, Classic, Franz F

STANDARD -- Overall Stage Results

St. Pöltner Wolf 2014

Printed März 1, 2014 at 17:20



Stage 3 -- Bärenfalle

	PTS	TIME	HIT FACTOR	STAGE POINTS	STAGE PERCENT	COMPETITOR # Name
1	91	12,22	7,4468	100,0000	100,00	4 Stranz, Jürgen
2	71	13,50	5,2593	70,6243	70,62	51 Gruber, Patrik
3	82	16,39	5,0031	67,1838	67,18	71 Nestl-Treiber, Doris .
4	84	16,84	4,9881	66,9834	66,98	69 Kamler, Michael
5	90	18,15	4,9587	66,5880	66,59	24 Spring, Sebastian S
6	88	18,21	4,8325	64,8937	64,89	84 Herbeck, Josef
7	96	20,30	4,7291	63,5046	63,50	19 Wolfsgruber, Horst
8	91	19,59	4,6452	62,3788	62,38	20 Benesch, Thomas
9	90	21,31	4,2234	56,7138	56,71	33 Kaiser, Gerhard
10	91	21,66	4,2013	56,4174	56,42	73 Ecker, Wolfgang
11	81	19,92	4,0663	54,6041	54,60	7 Grüner, Günter
12	97	24,61	3,9415	52,9285	52,93	30 Bjelic, Miomir
13	86	21,94	3,9198	52,6371	52,64	65 Pataki, Martin
14	86	22,92	3,7522	50,3864	50,39	66 Horvath, Erich .
15	90	25,39	3,5447	47,6003	47,60	32 Hackauf, Claudia
16	82	24,05	3,4096	45,7856	45,79	103 Gsellmann, Alexander A
17	73	21,78	3,3517	45,0085	45,01	50 Erber, Manfred
18	84	25,99	3,2320	43,4013	43,40	44 Reber, Ludwig .
19	68	23,84	2,8523	38,3030	38,30	79 Schnaitt, Manuel .
20	94	34,64	2,7136	36,4401	36,44	45 Juretic, Susanna .
21	77	30,17	2,5522	34,2725	34,27	89 Tuschl, Thomas T
22	76	35,06	2,1677	29,1093	29,11	90 Resch, Martin 5
23	96	48,84	1,9656	26,3952	26,40	39 Heiss, Martin M
24	65	35,94	1,8086	24,2865	24,29	92 Swoboda, Gernot
25	44	26,23	1,6775	22,5260	22,53	11 Rosenbaum, Std, Eva R
26	59	41,63	1,4172	19,0316	19,03	93 Schleifer, Herbert2 .
27	0	29,36	0,0000	0,0000	0,00	94 Gira, Bernhard .
28	0	22,45	0,0000	0,0000	0,00	91 Hochreiter, Roman

PRODUCTION -- Overall Stage Results

St. Pöltner Wolf 2014

Printed März 1, 2014 at 17:20



Stage 3 -- Bärenfalle

	PTS	TIME	HIT FACTOR	STAGE POINTS	STAGE PERCENT	COMPETITOR # Name
1	90	13,82	6,5123	100,0000	100,00	74 Bosko, Rasovic
2	94	15,30	6,1438	94,3413	94,34	36 Ziebart, Friedrich
3	90	14,96	6,0160	92,3797	92,38	5 Reiter, Gerald
4	90	16,69	5,3925	82,8041	82,80	2 Klaus, Thomas
5	90	17,87	5,0364	77,3363	77,34	18 Kaindl, Gernot P
6	92	18,58	4,9516	76,0340	76,03	12 Heiligenbrunner, Simon S
7	96	19,55	4,9105	75,4032	75,40	1 Arlt, Reinhard P
8	92	19,46	4,7276	72,5956	72,60	43 Fischinger, Jürgen
9	82	19,31	4,2465	65,2074	65,21	16 Reitter, Christoph .
10	84	20,10	4,1791	64,1725	64,17	10 Hollan, Wolfgang
11	90	21,69	4,1494	63,7160	63,72	98 Stöger, Rupert
12	88	22,34	3,9391	60,4874	60,49	78 Höß, Heinrich
13	98	25,49	3,8446	59,0367	59,04	48 Bauer-Wolf, Bernhard .
14	90	23,65	3,8055	58,4355	58,44	57 Fritz, Alexander .
15	98	25,97	3,7736	57,9455	57,95	75 Walter, Andreas A
16	94	25,75	3,6505	56,0552	56,06	34 Kaiser Schwarz, Karin
17	96	26,73	3,5915	55,1490	55,15	85 Krückel, Werner
18	88	24,52	3,5889	55,1097	55,11	80 Kreutzer, Herbert
19	90	25,17	3,5757	54,9066	54,91	42 Czermak, Martin
20	83	23,65	3,5095	53,8905	53,89	8 Novotny, prod, Franz 3
21	86	24,55	3,5031	53,7914	53,79	40 Wagner, Raoul .
22	92	26,39	3,4862	53,5321	53,53	49 Dastych, Rudolf D
23	88	26,15	3,3652	51,6745	51,67	63 Katscher, Michael K
24	94	29,52	3,1843	48,8964	48,90	60 Ulmer, Maximinian .
25	50	15,88	3,1486	48,3487	48,35	35 Strasser, Elisabeth
26	92	29,39	3,1303	48,0677	48,07	38 Bauer, Eduard
27	92	29,97	3,0697	47,1375	47,14	77 Höß, Prod, Liliane L
28	76	25,14	3,0231	46,4209	46,42	3 Reiter, Doris
29	86	28,97	2,9686	45,5843	45,58	100 Lechner, Bettina
30	86	30,34	2,8345	43,5260	43,53	25 Feyertag, Werner prod .
31	94	33,90	2,7729	42,5788	42,58	81 Amon, Birgit A
32	100	38,35	2,6076	40,0406	40,04	62 Lengauer, Michael P
33	66	26,86	2,4572	37,7314	37,73	41 Schlegl, Bernhard 0
34	64	26,96	2,3739	36,4524	36,45	95 Rausch, Franz F
35	84	37,21	2,2575	34,6645	34,66	102 Krimm, Rene
36	62	31,36	1,9770	30,3586	30,36	86 Aichberger, Markus .
37	75	38,37	1,9547	30,0148	30,01	59 Felder, Sigrid .
38	48	25,61	1,8743	28,7804	28,78	82 Mann, Markus M
39	80	43,82	1,8257	28,0339	28,03	61 Zimmermann, Martin .
40	92	54,76	1,6801	25,7982	25,80	67 Ebenberger, Andreas .
41	50	30,86	1,6202	24,8794	24,88	76 Honeder, Martin .
42	86	53,95	1,5941	24,4778	24,48	83 Straub, Wolfgang .
43	24	16,78	1,4303	21,9627	21,96	99 Hess, Richard R
44	64	44,89	1,4257	21,8925	21,89	105 Pollack, Harald .
45	36	35,34	1,0187	15,6423	15,64	101 Grasmann, Alexander A
46	41	40,30	1,0174	15,6223	15,62	104 Uhlir, Stefan .

CLASSIC -- Overall Stage Results

St. Pöltner Wolf 2014

Printed März 1, 2014 at 17:20



Stage 3 -- Bärenfalle

	PTS	TIME	HIT FACTOR	STAGE POINTS	STAGE PERCENT	COMPETITOR # Name
1	90	17,31	5,1993	100,0000	100,00	53 Breitler, Christian
2	94	21,78	4,3159	83,0089	83,01	54 Karlin, Marcus
3	100	27,05	3,6969	71,1029	71,10	46 Fischer, Manfred
4	78	22,03	3,5406	68,0981	68,10	55 Vogel, Michael
5	69	21,48	3,2123	61,7831	61,78	56 Kalkhauser, Prod, Dietmar D
6	69	29,38	2,3485	45,1702	45,17	87 Klaus, Classic, Tom .

REVOLVER -- Overall Stage Results

St. Pöltner Wolf 2014

Printed März 1, 2014 at 17:20



Stage 3 -- Bärenfalle

	PTS	TIME	HIT FACTOR	STAGE POINTS	STAGE PERCENT	COMPETITOR # Name
1	92	20,72	4,4402	100,0000	100,00	6 Reiter Rev, Gerald
2	98	31,64	3,0973	69,7576	69,76	88 Arlt 3, Reinhard A
3	95	31,36	3,0293	68,2259	68,23	13 Praschinger 3, Edgar
4	92	43,53	2,1135	47,5994	47,60	52 Wendorff, Daniel
5	94	50,18	1,8733	42,1890	42,19	9 Novotny, Franz 3

OPEN -- Overall Stage Results

St. Pöltner Wolf 2014

Printed März 1, 2014 at 17:20



Stage 4 -- Laufstrecke

	PTS	TIME	HIT FACTOR	STAGE POINTS	STAGE PERCENT	COMPETITOR # Name
1	121	19,31	6,2662	130,0000	100,00	21 Kraushofer, Roland
2	127	21,93	5,7912	120,1449	92,42	37 Reschenhofer open, Roman 6
3	122	21,78	5,6015	116,2096	89,39	26 Schallerbauer, Harald
4	123	24,22	5,0784	105,3589	81,05	70 Nestl, Martin .
5	125	25,62	4,8790	101,2211	77,86	15 Kugler, Wolfgang
6	110	22,57	4,8737	101,1117	77,78	64 Eisl, Alexander
7	107	23,13	4,6260	95,9729	73,83	22 Kraushofer, Gabi
8	121	26,91	4,4965	93,2850	71,76	27 Schwannke, Roland .
9	116	26,93	4,3075	89,3639	68,74	14 Praschinger, open, Edgar E
10	118	29,54	3,9946	82,8727	63,75	97 Dotter open, Norbert
11	121	78,92	1,5332	31,8082	24,47	29 Straka, Franz .
12	91	65,53	1,3887	28,8099	22,16	96 Rausch, Classic, Franz F

STANDARD -- Overall Stage Results

St. Pöltner Wolf 2014

Printed März 1, 2014 at 17:20



Stage 4 -- Laufstrecke

	PTS	TIME	HIT FACTOR	STAGE POINTS	STAGE PERCENT	COMPETITOR # Name
1	119	21,13	5,6318	130,0000	100,00	4 Stranz, Jürgen
2	106	21,63	4,9006	113,1215	87,02	51 Gruber, Patrik
3	118	33,26	3,5478	81,8947	63,00	20 Benesch, Thomas
4	94	27,28	3,4457	79,5389	61,18	24 Spring, Sebastian S
5	112	33,87	3,3068	76,3306	58,72	7 Grüner, Günter
6	100	30,96	3,2300	74,5581	57,35	71 Nestl-Treiber, Doris .
7	122	39,12	3,1186	71,9875	55,37	33 Kaiser, Gerhard
8	114	38,89	2,9313	67,6648	52,05	11 Rosenbaum, Std, Eva R
9	106	36,49	2,9049	67,0545	51,58	65 Pataki, Martin
10	96	33,64	2,8537	65,8736	50,67	79 Schnaitt, Manuel .
11	120	43,07	2,7862	64,3135	49,47	30 Bjelic, Miomir
12	91	34,51	2,6369	60,8685	46,82	84 Herbeck, Josef
13	110	42,91	2,5635	59,1739	45,52	73 Ecker, Wolfgang
14	96	37,93	2,5310	58,4231	44,94	66 Horvath, Erich .
15	113	45,17	2,5017	57,7463	44,42	19 Wolfsgruber, Horst
16	88	40,04	2,1978	50,7323	39,02	50 Erber, Manfred
17	85	39,03	2,1778	50,2709	38,67	45 Juretic, Susanna .
18	114	52,35	2,1777	50,2671	38,67	32 Hackauf, Claudia
19	118	63,46	1,8594	42,9218	33,02	39 Heiss, Martin M
20	83	45,54	1,8226	42,0708	32,36	91 Hochreiter, Roman
21	72	40,00	1,8000	41,5498	31,96	103 Gsellmann, Alexander A
22	70	41,38	1,6916	39,0484	30,04	44 Reber, Ludwig .
23	92	55,79	1,6490	38,0651	29,28	93 Schleifer, Herbert2 .
24	61	37,77	1,6150	37,2802	28,68	94 Gira, Bernhard .
25	71	47,05	1,5090	34,8333	26,79	90 Resch, Martin 5
26	51	39,70	1,2846	29,6535	22,81	92 Swoboda, Gernot
27	59	53,81	1,0965	25,3096	19,47	89 Tuschl, Thomas T
28	0	43,85	0,0000	0,0000	0,00	69 Kamler, Michael

PRODUCTION -- Overall Stage Results

St. Pöltner Wolf 2014

Printed März 1, 2014 at 17:20



Stage 4 -- Laufstrecke

	PTS	TIME	HIT FACTOR	STAGE POINTS	STAGE PERCENT	COMPETITOR # Name
1	112	23,35	4,7966	130,0000	100,00	5 Reiter, Gerald
2	118	24,80	4,7581	128,9563	99,20	74 Bosko, Rasovic
3	112	28,88	3,8781	105,1073	80,85	36 Ziebart, Friedrich
4	110	29,38	3,7440	101,4736	78,06	12 Heiligenbrunner, Simon S
5	110	29,43	3,7377	101,3012	77,92	2 Klaus, Thomas
6	128	36,51	3,5059	95,0190	73,09	80 Kreutzer, Herbert
7	118	33,93	3,4777	94,2563	72,50	42 Czermak, Martin
8	124	36,43	3,4038	92,2518	70,96	1 Arlt, Reinhard P
9	104	30,92	3,3635	91,1604	70,12	18 Kaindl, Gernot P
10	108	34,10	3,1672	85,8384	66,03	25 Feyertag, Werner prod .
11	114	36,14	3,1544	85,4927	65,76	78 Höß, Heinrich
12	114	36,46	3,1267	84,7423	65,19	57 Fritz, Alexander .
13	102	33,11	3,0806	83,4936	64,23	43 Fischinger, Jürgen
14	114	37,20	3,0645	83,0566	63,89	98 Stöger, Rupert
15	103	33,92	3,0366	82,2988	63,31	16 Reitter, Christoph .
16	106	35,30	3,0028	81,3848	62,60	10 Hollan, Wolfgang
17	98	33,91	2,8900	78,3268	60,25	75 Walter, Andreas A
18	106	38,03	2,7873	75,5426	58,11	95 Rausch, Franz F
19	124	46,03	2,6939	73,0118	56,16	102 Krimm, Rene
20	110	41,09	2,6771	72,5552	55,81	99 Hess, Richard R
21	120	47,11	2,5472	69,0368	53,11	82 Mann, Markus M
22	103	41,13	2,5043	67,8720	52,21	38 Bauer, Eduard
23	112	47,16	2,3749	64,3660	49,51	60 Ulmer, Maximinian .
24	114	48,08	2,3710	64,2618	49,43	49 Dastych, Rudolf D
25	120	52,35	2,2923	62,1265	47,79	76 Honeder, Martin .
26	112	49,09	2,2815	61,8354	47,57	81 Amon, Birgit A
27	82	36,69	2,2349	60,5729	46,59	41 Schlegl, Bernhard 0
28	106	48,10	2,2037	59,7273	45,94	48 Bauer-Wolf, Bernhard .
29	95	43,15	2,2016	59,6699	45,90	35 Strasser, Elisabeth
30	99	45,43	2,1792	59,0615	45,43	34 Kaiser Schwarz, Karin
31	106	49,15	2,1567	58,4514	44,96	3 Reiter, Doris
32	110	53,04	2,0739	56,2084	43,24	85 Krückel, Werner
33	114	59,59	1,9131	51,8494	39,88	62 Lengauer, Michael P
34	112	59,65	1,8776	50,8885	39,15	83 Straub, Wolfgang .
35	89	47,78	1,8627	50,4843	38,83	40 Wagner, Raoul .
36	60	32,27	1,8593	50,3923	38,76	63 Katscher, Michael K
37	110	63,61	1,7293	46,8683	36,05	100 Lechner, Bettina
38	95	59,14	1,6064	43,5366	33,49	59 Felder, Sigrid .
39	73	52,29	1,3961	37,8370	29,11	104 Uhlir, Stefan .
40	91	65,58	1,3876	37,6082	28,93	86 Aichberger, Markus .
41	92	66,92	1,3748	37,2601	28,66	8 Novotny, prod, Franz 3
42	98	75,13	1,3044	35,3529	27,19	101 Grasmann, Alexander A
43	72	61,05	1,1794	31,9638	24,59	67 Ebenberger, Andreas .
44	99	88,56	1,1179	30,2977	23,31	61 Zimmermann, Martin .
45	50	45,65	1,0953	29,6853	22,83	77 Höß, Prod, Liliane L
46	79	72,90	1,0837	29,3705	22,59	105 Pollack, Harald .

CLASSIC -- Overall Stage Results

St. Pöltner Wolf 2014

Printed März 1, 2014 at 17:20




Stage 4 -- Laufstrecke

	PTS	TIME	HIT FACTOR	STAGE POINTS	STAGE PERCENT	COMPETITOR # Name
1	120	30,49	3,9357	130,0000	100,00	53 Breitler, Christian
2	116	34,64	3,3487	110,6113	85,09	56 Kalkhauser, Prod, Dietmar D
3	114	35,05	3,2525	107,4327	82,64	54 Karlin, Marcus
4	122	49,52	2,4637	81,3764	62,60	55 Vogel, Michael
5	54	34,52	1,5643	51,6705	39,75	46 Fischer, Manfred
6	74	48,38	1,5296	50,5226	38,86	87 Klaus, Classic, Tom .

REVOLVER -- Overall Stage Results

St. Pöltner Wolf 2014

Printed März 1, 2014 at 17:20



Stage 4 -- Laufstrecke

	PTS	TIME	HIT FACTOR	STAGE POINTS	STAGE PERCENT	COMPETITOR # Name
1	119	36,46	3,2639	130,0000	100,00	6 Reiter Rev, Gerald
2	110	38,18	2,8811	114,7545	88,27	13 Praschinger 3, Edgar
3	126	62,08	2,0296	80,8410	62,19	52 Wendorff, Daniel
4	125	83,96	1,4888	59,2994	45,61	88 Arlt 3, Reinhard A
5	80	89,03	0,8986	35,7904	27,53	9 Novotny, Franz 3

OPEN -- Overall Stage Results

St. Pöltner Wolf 2014

Printed März 1, 2014 at 17:20



Stage 5 -- Auf der Matte

	PTS	TIME	HIT FACTOR	STAGE POINTS	STAGE PERCENT	COMPETITOR # Name
1	40	6,65	6,0150	50,0000	100,00	22 Kraushofer, Gabi
2	41	6,97	5,8824	48,8971	97,79	21 Kraushofer, Roland
3	44	7,66	5,7441	47,7480	95,50	37 Reschenhofer open, Roman 6
4	45	8,25	5,4545	45,3409	90,68	27 Schwannke, Roland .
5	46	8,52	5,3991	44,8797	89,76	15 Kugler, Wolfgang
6	42	7,89	5,3232	44,2491	88,50	70 Nestl, Martin .
7	36	6,87	5,2402	43,5590	87,12	14 Praschinger, open, Edgar E
8	42	8,33	5,0420	41,9118	83,82	26 Schallerbauer, Harald
9	42	9,21	4,5603	37,9072	75,81	64 Eisl, Alexander
10	28	11,72	2,3891	19,8592	39,72	97 Dotter open, Norbert
11	33	22,89	1,4417	11,9839	23,97	29 Straka, Franz .
12	6	18,68	0,3212	2,6700	5,34	96 Rausch, Classic, Franz F

STANDARD -- Overall Stage Results

St. Pöltner Wolf 2014

Printed März 1, 2014 at 17:20



Stage 5 -- Auf der Matte

	PTS	TIME	HIT FACTOR	STAGE POINTS	STAGE PERCENT	COMPETITOR # Name
1	46	6,48	7,0988	50,0000	100,00	4 Stranz, Jürgen
2	36	5,86	6,1433	43,2705	86,54	51 Gruber, Patrik
3	40	7,78	5,1414	36,2133	72,43	84 Herbeck, Josef
4	34	6,93	4,9062	34,5567	69,11	24 Spring, Sebastian S
5	38	8,52	4,4601	31,4146	62,83	20 Benesch, Thomas
6	45	10,19	4,4161	31,1047	62,21	19 Wolfsgruber, Horst
7	36	8,59	4,1909	29,5186	59,04	69 Kamler, Michael
8	42	10,15	4,1379	29,1454	58,29	94 Gira, Bernhard .
9	35	8,92	3,9238	27,6370	55,27	73 Ecker, Wolfgang
10	32	8,54	3,7471	26,3924	52,78	50 Erber, Manfred
11	38	10,51	3,6156	25,4664	50,93	65 Pataki, Martin
12	41	11,39	3,5996	25,3540	50,71	30 Bjelic, Miomir
13	38	10,61	3,5815	25,2264	50,45	33 Kaiser, Gerhard
14	38	10,70	3,5514	25,0142	50,03	92 Swoboda, Gernot
15	30	8,66	3,4642	24,4000	48,80	7 Grüner, Günter
16	34	10,52	3,2319	22,7641	45,53	71 Nestl-Treiber, Doris .
17	30	9,31	3,2223	22,6965	45,39	89 Tuschl, Thomas T
18	34	14,14	2,4045	16,9362	33,87	32 Hackauf, Claudia
19	23	10,13	2,2705	15,9921	31,98	103 Gsellmann, Alexander A
20	30	13,94	2,1521	15,1581	30,32	79 Schnaitt, Manuel .
21	34	17,39	1,9551	13,7710	27,54	66 Horvath, Erich .
22	19	11,98	1,5860	11,1708	22,34	44 Reber, Ludwig .
23	26	18,15	1,4325	10,0898	20,18	90 Resch, Martin 5
24	24	23,78	1,0093	7,1086	14,22	11 Rosenbaum, Std, Eva R
25	10	10,31	0,9699	6,8317	13,66	93 Schleifer, Herbert2 .
26	20	20,68	0,9671	6,8119	13,62	39 Heiss, Martin M
27	13	13,87	0,9373	6,6017	13,20	45 Juretic, Susanna .
28	2	13,37	0,1496	1,0536	2,11	91 Hochreiter, Roman

PRODUCTION -- Overall Stage Results

St. Pöltner Wolf 2014

Printed März 1, 2014 at 17:20



Stage 5 -- Auf der Matte

	PTS	TIME	HIT FACTOR	STAGE POINTS	STAGE PERCENT	COMPETITOR # Name
1	42	6,88	6,1047	50,0000	100,00	74 Bosko, Rasovic
2	38	6,74	5,6380	46,1778	92,36	5 Reiter, Gerald
3	42	7,71	5,4475	44,6174	89,23	36 Ziebart, Friedrich
4	38	6,99	5,4363	44,5262	89,05	2 Klaus, Thomas
5	42	8,01	5,2434	42,9463	85,89	12 Heiligenbrunner, Simon S
6	48	9,99	4,8048	39,3536	78,71	25 Feyertag, Werner prod .
7	32	7,00	4,5714	37,4422	74,88	1 Arlt, Reinhard P
8	44	10,36	4,2471	34,7858	69,57	41 Schlegl, Bernhard 0
9	48	11,52	4,1667	34,1270	68,25	85 Krückel, Werner
10	34	8,18	4,1565	34,0435	68,09	98 Stöger, Rupert
11	38	9,62	3,9501	32,3532	64,71	10 Hollan, Wolfgang
12	42	10,75	3,9070	32,0000	64,00	43 Fischinger, Jürgen
13	36	9,22	3,9046	31,9802	63,96	18 Kaindl, Gernot P
14	34	8,91	3,8159	31,2543	62,51	78 Höß, Heinrich
15	42	11,15	3,7668	30,8520	61,70	42 Czermak, Martin
16	38	10,89	3,4894	28,5802	57,16	102 Krimm, Rene
17	40	11,69	3,4217	28,0256	56,05	57 Fritz, Alexander .
18	42	12,43	3,3789	27,6750	55,35	82 Mann, Markus M
19	30	9,24	3,2468	26,5925	53,18	16 Reitter, Christoph .
20	38	11,83	3,2122	26,3092	52,62	34 Kaiser Schwarz, Karin
21	38	11,83	3,2122	26,3092	52,62	100 Lechner, Bettina
22	36	11,28	3,1915	26,1398	52,28	77 Höß, Prod, Liliane L
23	36	11,53	3,1223	25,5730	51,15	95 Rausch, Franz F
24	42	14,15	2,9682	24,3110	48,62	38 Bauer, Eduard
25	25	8,63	2,8969	23,7268	47,45	35 Strasser, Elisabeth
26	38	13,46	2,8232	23,1232	46,25	81 Amon, Birgit A
27	32	11,52	2,7778	22,7513	45,50	99 Hess, Richard R
28	32	11,60	2,7586	22,5944	45,19	8 Novotny, prod, Franz 3
29	32	11,61	2,7562	22,5750	45,15	75 Walter, Andreas A
30	44	16,12	2,7295	22,3561	44,71	48 Bauer-Wolf, Bernhard .
31	38	14,26	2,6648	21,8260	43,65	80 Kreutzer, Herbert
32	44	16,67	2,6395	21,6185	43,24	62 Lengauer, Michael P
33	38	15,77	2,4096	19,7361	39,47	61 Zimmermann, Martin .
34	34	15,10	2,2517	18,4421	36,88	83 Straub, Wolfgang .
35	44	20,00	2,2000	18,0190	36,04	49 Dastych, Rudolf D
36	36	16,42	2,1924	17,9572	35,91	105 Pollack, Harald .
37	34	15,85	2,1451	17,5695	35,14	76 Honeder, Martin .
38	23	10,83	2,1237	17,3944	34,79	63 Katscher, Michael K
39	26	13,48	1,9288	15,7977	31,60	3 Reiter, Doris
40	34	20,15	1,6873	13,8202	27,64	104 Uhlir, Stefan .
41	17	11,53	1,4744	12,0762	24,15	40 Wagner, Raoul .
42	38	27,45	1,3843	11,3384	22,68	60 Ulmer, Maximilian .
43	16	12,42	1,2882	10,5513	21,10	86 Aichberger, Markus .
44	17	19,55	0,8696	7,1222	14,24	101 Grasmann, Alexander A
45	12	16,72	0,7177	5,8783	11,76	67 Ebenberger, Andreas .
46	12	17,08	0,7026	5,7544	11,51	59 Felder, Sigrid .

CLASSIC -- Overall Stage Results

St. Pöltner Wolf 2014

Printed März 1, 2014 at 17:20




Stage 5 -- Auf der Matte

	PTS	TIME	HIT FACTOR	STAGE POINTS	STAGE PERCENT	COMPETITOR # Name
1	36	9,30	3,8710	50,0000	100,00	56 Kalkhauser, Prod, Dietmar D
2	38	10,07	3,7736	48,7421	97,48	54 Karlin, Marcus
3	42	11,21	3,7467	48,3943	96,79	46 Fischer, Manfred
4	30	8,72	3,4404	44,4381	88,88	53 Breitler, Christian
5	34	10,13	3,3564	43,3531	86,71	55 Vogel, Michael
6	32	12,71	2,5177	32,5203	65,04	87 Klaus, Classic, Tom .

REVOLVER -- Overall Stage Results

St. Pöltner Wolf 2014

Printed März 1, 2014 at 17:20



Stage 5 -- Auf der Matte

	PTS	TIME	HIT FACTOR	STAGE POINTS	STAGE PERCENT	COMPETITOR # Name
1	42	13,40	3,1343	50,0000	100,00	13 Praschinger 3, Edgar
2	42	13,61	3,0860	49,2285	98,46	6 Reiter Rev, Gerald
3	48	24,33	1,9729	31,4720	62,94	88 Arlt 3, Reinhard A
4	38	24,63	1,5428	24,6119	49,22	52 Wendorff, Daniel
5	22	24,37	0,9027	14,4010	28,80	9 Novotny, Franz 3

OPEN -- Overall Stage Results

St. Pöltner Wolf 2014

Printed März 1, 2014 at 17:20



Stage 6 -- Auf und Nieder

	PTS	TIME	HIT FACTOR	STAGE POINTS	STAGE PERCENT	COMPETITOR # Name
1	127	16,41	7,7392	135,0000	100,00	22 Kraushofer, Gabi
2	125	16,16	7,7351	134,9296	99,95	21 Kraushofer, Roland
3	132	17,92	7,3661	128,4915	95,18	37 Reschenhofer open, Roman 6
4	128	18,48	6,9264	120,8222	89,50	15 Kugler, Wolfgang
5	113	16,50	6,8485	119,4629	88,49	14 Praschinger, open, Edgar E
6	123	18,53	6,6379	115,7893	85,77	97 Dotter open, Norbert
7	118	17,83	6,6181	115,4435	85,51	26 Schallerbauer, Harald
8	130	19,91	6,5294	113,8966	84,37	70 Nestl, Martin .
9	125	20,80	6,0096	104,8299	77,65	64 Eisl, Alexander
10	125	22,78	5,4873	95,7183	70,90	27 Schwannke, Roland .
11	106	37,02	2,8633	49,9468	37,00	96 Rausch, Classic, Franz F
12	112	66,25	1,6906	29,4897	21,84	29 Straka, Franz .

STANDARD -- Overall Stage Results

St. Pöltner Wolf 2014

Printed März 1, 2014 at 17:20



Stage 6 -- Auf und Nieder

	PTS	TIME	HIT FACTOR	STAGE POINTS	STAGE PERCENT	COMPETITOR # Name
1	125	16,37	7,6359	135,0000	100,00	4 Stranz, Jürgen
2	127	18,89	6,7231	118,8623	88,05	69 Kamler, Michael
3	130	23,41	5,5532	98,1780	72,72	20 Benesch, Thomas
4	105	19,09	5,5003	97,2424	72,03	50 Erber, Manfred
5	119	21,71	5,4813	96,9080	71,78	71 Nestl-Treiber, Doris .
6	119	22,09	5,3871	95,2409	70,55	79 Schnaitt, Manuel .
7	133	24,92	5,3371	94,3574	69,89	7 Grüner, Günter
8	96	19,61	4,8955	86,5498	64,11	51 Gruber, Patrik
9	131	26,86	4,8771	86,2259	63,87	65 Pataki, Martin
10	113	23,90	4,7280	83,5897	61,92	24 Spring, Sebastian S
11	115	24,77	4,6427	82,0813	60,80	84 Herbeck, Josef
12	111	24,05	4,6154	81,5982	60,44	19 Wolfsgruber, Horst
13	125	28,51	4,3844	77,5149	57,42	73 Ecker, Wolfgang
14	119	31,23	3,8104	67,3670	49,90	33 Kaiser, Gerhard
15	129	33,86	3,8098	67,3558	49,89	45 Juretic, Susanna .
16	99	26,15	3,7859	66,9323	49,58	91 Hochreiter, Roman
17	125	33,03	3,7844	66,9074	49,56	103 Gsellmann, Alexander A
18	133	37,45	3,5514	62,7874	46,51	30 Bjelic, Miomir
19	111	33,26	3,3373	59,0029	43,71	66 Horvath, Erich .
20	117	36,42	3,2125	56,7961	42,07	44 Reber, Ludwig .
21	129	40,38	3,1947	56,4801	41,84	32 Hackauf, Claudia
22	109	38,77	2,8115	49,7053	36,82	94 Gira, Bernhard .
23	131	53,27	2,4592	43,4771	32,21	39 Heiss, Martin M
24	62	27,36	2,2661	40,0634	29,68	89 Tuschl, Thomas T
25	73	41,69	1,7510	30,9573	22,93	90 Resch, Martin 5
26	125	73,81	1,6935	29,9411	22,18	11 Rosenbaum, Std, Eva R
27	46	32,69	1,4072	24,8780	18,43	92 Swoboda, Gernot
28	61	52,57	1,1604	20,5147	15,20	93 Schleifer, Herbert2 .

PRODUCTION -- Overall Stage Results

St. Pöltner Wolf 2014

Printed März 1, 2014 at 17:20



Stage 6 -- Auf und Nieder

	PTS	TIME	HIT FACTOR	STAGE POINTS	STAGE PERCENT	COMPETITOR # Name
1	123	17,79	6,9140	135,0000	100,00	74 Bosko, Rasovic
2	112	17,24	6,4965	126,8485	93,96	5 Reiter, Gerald
3	123	20,00	6,1500	120,0825	88,95	36 Ziebart, Friedrich
4	129	22,77	5,6653	110,6194	81,94	18 Kaindl, Gernot P
5	123	22,10	5,5656	108,6719	80,50	2 Klaus, Thomas
6	129	23,42	5,5081	107,5493	79,67	12 Heiligenbrunner, Simon S
7	131	25,47	5,1433	100,4262	74,39	1 Arlt, Reinhard P
8	131	26,19	5,0019	97,6653	72,34	43 Fischinger, Jürgen
9	119	24,43	4,8711	95,1104	70,45	16 Reitter, Christoph .
10	123	25,99	4,7326	92,4067	68,45	35 Strasser, Elisabeth
11	129	31,26	4,1267	80,5759	59,69	98 Stöger, Rupert
12	131	33,67	3,8907	75,9684	56,27	80 Kreutzer, Herbert
13	119	30,64	3,8838	75,8338	56,17	95 Rausch, Franz F
14	123	32,42	3,7940	74,0793	54,87	25 Feyertag, Werner prod .
15	113	30,05	3,7604	73,4241	54,39	99 Hess, Richard R
16	116	30,96	3,7468	73,1580	54,19	10 Hollan, Wolfgang
17	129	34,59	3,7294	72,8188	53,94	57 Fritz, Alexander .
18	125	35,40	3,5311	68,9464	51,07	8 Novotny, prod, Franz 3
19	114	32,33	3,5261	68,8500	51,00	38 Bauer, Eduard
20	98	27,87	3,5163	68,6584	50,86	63 Katscher, Michael K
21	121	35,47	3,4113	66,6084	49,34	60 Ulmer, Maximilian .
22	129	37,87	3,4064	66,5118	49,27	82 Mann, Markus M
23	125	36,81	3,3958	66,3054	49,12	102 Krimm, Rene
24	131	39,97	3,2775	63,9944	47,40	42 Czermak, Martin
25	115	35,60	3,2303	63,0743	46,72	3 Reiter, Doris
26	125	39,03	3,2027	62,5340	46,32	76 Honeder, Martin .
27	83	26,59	3,1215	60,9487	45,15	40 Wagner, Raoul .
28	135	43,62	3,0949	60,4300	44,76	49 Dastych, Rudolf D
29	123	39,95	3,0788	60,1164	44,53	100 Lechner, Bettina
30	102	34,19	2,9833	58,2513	43,15	85 Krückel, Werner
31	133	44,80	2,9688	57,9667	42,94	81 Amon, Birgit A
32	113	38,72	2,9184	56,9833	42,21	34 Kaiser Schwarz, Karin
33	129	46,60	2,7682	54,0516	40,04	86 Aichberger, Markus .
34	135	48,95	2,7579	53,8500	39,89	62 Lengauer, Michael P
35	110	40,07	2,7452	53,6016	39,70	48 Bauer-Wolf, Bernhard .
36	119	44,36	2,6826	52,3793	38,80	61 Zimmermann, Martin .
37	127	48,19	2,6354	51,4578	38,12	59 Felder, Sigrid .
38	117	44,92	2,6046	50,8570	37,67	105 Pollack, Harald .
39	135	52,38	2,5773	50,3237	37,28	78 Höß, Heinrich
40	102	40,74	2,5037	48,8859	36,21	104 Uhlir, Stefan .
41	121	51,62	2,3441	45,7691	33,90	77 Höß, Prod, Liliane L
42	50	29,39	1,7013	33,2181	24,61	41 Schlegl, Bernhard 0
43	97	61,62	1,5742	30,7365	22,77	83 Straub, Wolfgang .
44	84	62,52	1,3436	26,2340	19,43	67 Ebenberger, Andreas .
45	88	73,55	1,1965	23,3617	17,30	101 Grasmann, Alexander A
46	20	29,02	0,6892	13,4567	9,97	75 Walter, Andreas A

CLASSIC -- Overall Stage Results

St. Pöltner Wolf 2014

Printed März 1, 2014 at 17:20



Stage 6 -- Auf und Nieder

	PTS	TIME	HIT FACTOR	STAGE POINTS	STAGE PERCENT	COMPETITOR # Name
1	121	24,66	4,9067	135,0000	100,00	53 Breitler, Christian
2	127	26,16	4,8547	133,5695	98,94	54 Karlin, Marcus
3	130	30,38	4,2791	117,7327	87,21	46 Fischer, Manfred
4	123	32,20	3,8199	105,0971	77,85	56 Kalkhauser, Prod, Dietmar D
5	85	28,28	3,0057	82,6953	61,26	87 Klaus, Classic, Tom .
6	108	42,02	2,5702	70,7146	52,38	55 Vogel, Michael

REVOLVER -- Overall Stage Results

St. Pöltner Wolf 2014

Printed März 1, 2014 at 17:20



Stage 6 -- Auf und Nieder

	PTS	TIME	HIT FACTOR	STAGE POINTS	STAGE PERCENT	COMPETITOR # Name
1	131	27,52	4,7602	135,0000	100,00	13 Praschinger 3, Edgar
2	128	26,97	4,7460	134,5984	99,70	6 Reiter Rev, Gerald
3	133	45,50	2,9231	82,8994	61,41	88 Arlt 3, Reinhard A
4	131	64,58	2,0285	57,5286	42,61	52 Wendorff, Daniel
5	121	62,18	1,9460	55,1881	40,88	9 Novotny, Franz 3

OPEN -- Match Results By Category

St. Pöltner Wolf 2014

Printed März 1, 2014 at 17:19



Ladies Category

	<u>%</u>	<u>Points</u>	<u>Competitor</u>	<u>Cat</u>	<u>Reg</u>	<u>Cls</u>	<u>Tag</u>	<u>ICS</u>
1	100,00	519,1300	22 Kraushofer, Gabi	L	AUT			

OPEN -- Match Results By Category

St. Pöltner Wolf 2014

Printed März 1, 2014 at 17:19




Seniors Category

	<u>%</u>	<u>Points</u>	<u>Competitor</u>	<u>Cat</u>	<u>Reg</u>	<u>Cls</u>	<u>Tag</u>	<u>ICS</u>
1	100,00	520,6964	21 Kraushofer, Roland	S	AUT			
2	82,00	426,9951	27 Schwannke, Roland .	S	AUT			
3	81,66	425,1758	15 Kugler, Wolfgang	S	AUT			
4	24,84	129,3287	29 Straka, Franz .	S	AUT			

PRODUCTION -- Match Results By Category

St. Pöltner Wolf 2014

Printed März 1, 2014 at 17:19




Ladies Category

	<u>%</u>	<u>Points</u>	<u>Competitor</u>	<u>Cat</u>	<u>Reg</u>	<u>Cls</u>	<u>Tag</u>	<u>ICS</u>
1	100,00	293,1350	35 Strasser, Elisabeth	L	AUT			
2	89,05	261,0478	34 Kaiser Schwarz, Karin	L	AUT			
3	84,38	247,3405	3 Reiter, Doris	L	AUT			
4	80,10	234,7898	100 Lechner, Bettina	L	AUT			
5	79,09	231,8451	81 Amon, Birgit A	L	AUT			
6	65,95	193,3288	77 Höß, Prod, Liliane L	L	AUT			
7	62,46	183,0914	59 Felder, Sigrid .	L	AUT			

PRODUCTION -- Match Results By Category

St. Pöltner Wolf 2014

Printed März 1, 2014 at 17:19



Seniors Category

	<u>%</u>	<u>Points</u>	<u>Competitor</u>	<u>Cat</u>	<u>Reg</u>	<u>Cls</u>	<u>Tag</u>	<u>ICS</u>
1	100,00	479,1860	36 Ziebart, Friedrich	S	AUT			
2	80,65	386,4696	1 Arlt, Reinhard P	S	AUT		VM	
3	65,45	313,6172	42 Czermak, Martin	S	AUT			
4	57,16	273,8893	85 Krückel, Werner	S	AUT			
5	56,31	269,8394	38 Bauer, Eduard	S	AUT			
6	53,31	255,4313	63 Katscher, Michael K	S	AUT			
7	34,57	165,6700	105 Pollack, Harald .	S	AUT			
8	33,55	160,7516	104 Uhlir, Stefan .	S	AUT			

STANDARD -- Match Results By Category

St. Pöltner Wolf 2014

Printed März 1, 2014 at 17:19



Ladies Category

	<u>%</u>	<u>Points</u>	<u>Competitor</u>	<u>Cat</u>	<u>Reg</u>	<u>Cls</u>	<u>Tag</u>	<u>ICS</u>
1	100,00	342,0315	71 Nestl-Treiber, Doris .	L	AUT			
2	70,44	240,9325	32 Hackauf, Claudia	L	AUT			
3	65,45	223,8551	45 Juretic, Susanna .	L	AUT			
4	52,35	179,0519	11 Rosenbaum, Std, Eva R	L	AUT			

STANDARD -- Match Results By Category

St. Pöltner Wolf 2014

Printed März 1, 2014 at 17:19



Seniors Category

	<u>%</u>	<u>Points</u>	<u>Competitor</u>	<u>Cat</u>	<u>Reg</u>	<u>Cls</u>	<u>Tag</u>	<u>ICS</u>
1	100,00	354,6802	19 Wolfsgruber, Horst	S	AUT			
2	90,36	320,4944	65 Pataki, Martin	S	AUT			
3	87,10	308,9188	73 Ecker, Wolfgang	S	AUT			
4	78,54	278,5556	30 Bjelic, Miomir	S	AUT			
5	69,78	247,4977	66 Horvath, Erich .	S	AUT			
6	35,07	124,3715	93 Schleifer, Herbert2 .	S	AUT			

Score Verification By Competitor

St. Pöltner Wolf 2014

Printed März 1, 2014 at 17:21



1 Arlt, Reinhard P	DIV: P	CLASS:	FACTOR: Min	CATEGORY: S
---------------------------	---------------	---------------	--------------------	--------------------

STG	FACTOR	PTS	A	B	C	D	Ded.	MI	PT	PE	OT	Time
1	5,0562	45	7	0	3	1		0	0	0		8,90
2	3,4261	48	7	0	7	2		1	0	0		14,01
3	4,9105	96	18	0	2	0		0	0	0		19,55
4	3,4038	124	23	0	3	0		0	0	0		36,43
5	4,5714	32	2	0	7	1		0	0	0		7,00
6	5,1433	131	25	0	2	0		0	0	0		25,47

2 Klaus, Thomas	DIV: P	CLASS:	FACTOR: Min	CATEGORY:
------------------------	---------------	---------------	--------------------	------------------

STG	FACTOR	PTS	A	B	C	D	Ded.	MI	PT	PE	OT	Time
1	4,9061	47	7	0	4	0		0	0	0		9,58
2	5,2120	59	5	0	11	1		0	0	0		11,32
3	5,3925	90	16	0	3	1		0	0	0		16,69
4	3,7377	110	17	0	8	1		0	0	0		29,43
5	5,4363	38	5	0	4	1		0	0	0		6,99
6	5,5656	123	21	0	6	0		0	0	0		22,10

3 Reiter, Doris	DIV: P	CLASS:	FACTOR: Min	CATEGORY: L
------------------------	---------------	---------------	--------------------	--------------------

STG	FACTOR	PTS	A	B	C	D	Ded.	MI	PT	PE	OT	Time
1	3,2481	47	7	0	4	0		0	0	0		14,47
2	3,1903	55	5	0	9	3		0	0	0		17,24
3	3,0231	76	10	0	8	2		0	0	0		25,14
4	2,1567	106	15	0	10	1		0	0	0		49,15
5	1,9288	26	2	0	4	4		0	0	0		13,48
6	3,2303	115	19	0	6	2		0	0	0		35,60

4 Stranz, Jürgen	DIV: S	CLASS:	FACTOR: Maj	CATEGORY:
-------------------------	---------------	---------------	--------------------	------------------

STG	FACTOR	PTS	A	B	C	D	Ded.	MI	PT	PE	OT	Time
1	7,1633	50	6	0	5	0		0	0	0		6,98
2	5,6872	60	8	0	7	1		1	0	0		10,55
3	7,4468	91	13	0	6	1		0	0	0		12,22
4	5,6318	119	19	0	5	2		0	0	0		21,13
5	7,0988	46	6	0	4	0		0	0	0		6,48
6	7,6359	125	19	0	7	1		0	0	0		16,37

Score Verification By Competitor

St. Pöltner Wolf 2014

Printed März 1, 2014 at 17:21



5 Reiter, Gerald	DIV: P	CLASS:	FACTOR: Min	CATEGORY:
-------------------------	---------------	---------------	--------------------	------------------

STG	FACTOR	PTS	A	B	C	D	Ded.	MI	PT	PE	OT	Time
1	6,5134	51	9	0	2	0		0	0	0		7,83
2	6,7219	73	12	0	4	1		0	0	0		10,86
3	6,0160	90	15	0	5	0		0	0	0		14,96
4	4,7966	112	17	0	9	0		0	0	0		23,35
5	5,6380	38	5	0	4	1		0	0	0		6,74
6	6,4965	112	22	0	4	0		1	0	0		17,24

6 Reiter Rev, Gerald	DIV: R	CLASS:	FACTOR: Maj	CATEGORY:
-----------------------------	---------------	---------------	--------------------	------------------

STG	FACTOR	PTS	A	B	C	D	Ded.	MI	PT	PE	OT	Time
1	4,0000	51	9	0	1	1		0	0	0		12,75
2	5,6957	79	11	0	6	0		0	0	0		13,87
3	4,4402	92	16	0	2	2		0	0	0		20,72
4	3,2639	119	17	0	8	1		0	0	0		36,46
5	3,0860	42	4	0	5	1		0	0	0		13,61
6	4,7460	128	20	0	7	0		0	0	0		26,97

7 Grüner, Günter	DIV: S	CLASS:	FACTOR: Min	CATEGORY:
-------------------------	---------------	---------------	--------------------	------------------

STG	FACTOR	PTS	A	B	C	D	Ded.	MI	PT	PE	OT	Time
1	3,4117	45	6	0	5	0		0	0	0		13,19
2	4,2715	73	11	0	6	0		0	0	0		17,09
3	4,0663	81	17	0	2	0		1	0	0		19,92
4	3,3068	112	18	0	7	1		0	0	0		33,87
5	3,4642	30	1	0	8	1		0	0	0		8,66
6	5,3371	133	26	0	1	0		0	0	0		24,92

8 Novotny, prod, Franz 3	DIV: P	CLASS:	FACTOR: Min	CATEGORY:
---------------------------------	---------------	---------------	--------------------	------------------

STG	FACTOR	PTS	A	B	C	D	Ded.	MI	PT	PE	OT	Time
1	3,2035	51	9	0	2	0		0	0	0		15,92
2	2,6993	85	17	0	0	0		0	0	0		31,49
3	3,5095	83	18	0	1	0		1	0	0		23,65
4	1,3748	92	13	0	12	1		0	1	0		66,92
5	2,7586	32	3	0	5	2		0	0	0		11,60
6	3,5311	125	23	0	3	1		0	0	0		35,40

Score Verification By Competitor

St. Pöltner Wolf 2014

Printed März 1, 2014 at 17:21



9	Novotny, Franz 3	DIV:	R	CLASS:	FACTOR:	Min	CATEGORY:
----------	-------------------------	-------------	----------	---------------	----------------	------------	------------------

STG	FACTOR	PTS	A	B	C	D	Ded.	MI	PT	PE	OT	Time
1	1,7514	51	9	0	2	0		0	0	0		29,12
2	1,9198	79	14	0	3	0		0	0	0		41,15
3	1,8733	94	17	0	3	0		0	0	0		50,18
4	0,8986	80	18	0	2	4		2	0	0		89,03
5	0,9027	22	1	0	4	5		0	0	0		24,37
6	1,9460	121	22	0	3	2		0	0	0		62,18

10	Hollan, Wolfgang	DIV:	P	CLASS:	FACTOR:	Min	CATEGORY:
-----------	-------------------------	-------------	----------	---------------	----------------	------------	------------------

STG	FACTOR	PTS	A	B	C	D	Ded.	MI	PT	PE	OT	Time
1	2,8764	47	8	0	2	1		0	0	0		16,34
2	3,9791	61	6	0	10	1		0	0	0		15,33
3	4,1791	84	12	0	8	0		0	0	0		20,10
4	3,0028	106	15	0	10	1		0	0	0		35,30
5	3,9501	38	4	0	6	0		0	0	0		9,62
6	3,7468	116	24	0	2	0		1	0	0		30,96

11	Rosenbaum, Std, Eva R	DIV:	S	CLASS:	FACTOR:	Min	CATEGORY:	L
-----------	------------------------------	-------------	----------	---------------	----------------	------------	------------------	----------

STG	FACTOR	PTS	A	B	C	D	Ded.	MI	PT	PE	OT	Time
1	2,1807	49	9	0	1	1		0	0	0		22,47
2	2,4196	73	11	0	6	0		0	0	0		30,17
3	1,6775	44	13	0	2	3		2	0	1		26,23
4	2,9313	114	18	0	8	0		0	0	0		38,89
5	1,0093	24	2	0	3	5		0	0	0		23,78
6	1,6935	125	22	0	5	0		0	0	0		73,81

12	Heiligenbrunner, Simon S	DIV:	P	CLASS:	FACTOR:	Min	CATEGORY:
-----------	---------------------------------	-------------	----------	---------------	----------------	------------	------------------

STG	FACTOR	PTS	A	B	C	D	Ded.	MI	PT	PE	OT	Time
1	4,1744	45	6	0	5	0		0	0	0		10,78
2	4,9925	67	8	0	9	0		0	0	0		13,42
3	4,9516	92	16	0	4	0		0	0	0		18,58
4	3,7440	110	16	0	10	0		0	0	0		29,38
5	5,2434	42	6	0	4	0		0	0	0		8,01
6	5,5081	129	24	0	3	0		0	0	0		23,42

Score Verification By Competitor

St. Pöltner Wolf 2014

Printed März 1, 2014 at 17:21



13	Praschinger 3, Edgar	DIV:	R	CLASS:		FACTOR:	Maj	CATEGORY:	
-----------	-----------------------------	-------------	---	---------------	--	----------------	-----	------------------	--

STG	FACTOR	PTS	A	B	C	D	Ded.	MI	PT	PE	OT	Time
1	4,8733	50	8	0	2	1		0	0	0		10,26
2	5,5206	79	11	0	6	0		0	0	0		14,31
3	3,0293	95	15	0	5	0		0	0	0		31,36
4	2,8811	110	20	0	5	0		1	0	0		38,18
5	3,1343	42	4	0	5	1		0	0	0		13,40
6	4,7602	131	23	0	4	0		0	0	0		27,52

14	Praschinger, open, Edgar E	DIV:	O	CLASS:		FACTOR:	Min	CATEGORY:	
-----------	-----------------------------------	-------------	---	---------------	--	----------------	-----	------------------	--

STG	FACTOR	PTS	A	B	C	D	Ded.	MI	PT	PE	OT	Time
1	6,7529	47	7	0	4	0		0	0	0		6,96
2	5,9000	59	6	0	9	2		0	0	0		10,00
3	7,9351	88	14	0	6	0		0	0	0		11,09
4	4,3075	116	19	0	7	0		0	0	0		26,93
5	5,2402	36	4	0	5	1		0	0	0		6,87
6	6,8485	113	19	0	5	3		0	0	0		16,50

15	Kugler, Wolfgang	DIV:	O	CLASS:		FACTOR:	Maj	CATEGORY:	S
-----------	-------------------------	-------------	---	---------------	--	----------------	-----	------------------	---

STG	FACTOR	PTS	A	B	C	D	Ded.	MI	PT	PE	OT	Time
1	4,9348	53	9	0	2	0		0	0	0		10,74
2	6,0741	82	14	0	3	0		0	0	0		13,50
3	4,3398	94	16	0	3	1		0	0	0		21,66
4	4,8790	125	21	0	5	0		0	0	0		25,62
5	5,3991	46	6	0	4	0		0	0	0		8,52
6	6,9264	128	20	0	7	0		0	0	0		18,48

16	Reitter, Christoph .	DIV:	P	CLASS:		FACTOR:	Min	CATEGORY:	
-----------	-----------------------------	-------------	---	---------------	--	----------------	-----	------------------	--

STG	FACTOR	PTS	A	B	C	D	Ded.	MI	PT	PE	OT	Time
1	3,7391	47	7	0	4	0		0	0	0		12,57
2	4,1933	59	4	0	13	0		0	0	0		14,07
3	4,2465	82	13	0	5	2		0	0	0		19,31
4	3,0366	103	19	0	6	0		1	0	0		33,92
5	3,2468	30	3	0	4	3		0	0	0		9,24
6	4,8711	119	20	0	6	1		0	0	0		24,43

Score Verification By Competitor

St. Pöltner Wolf 2014

Printed März 1, 2014 at 17:21



18	Kaindl, Gernot P	DIV:	P	CLASS:	FACTOR:	Min	CATEGORY:
-----------	-------------------------	-------------	----------	---------------	----------------	------------	------------------

STG	FACTOR	PTS	A	B	C	D	Ded.	MI	PT	PE	OT	Time
1	3,5405	45	7	0	3	1		0	0	0		12,71
2	4,0857	61	5	0	12	0		0	0	0		14,93
3	5,0364	90	15	0	5	0		0	0	0		17,87
4	3,3635	104	15	0	9	2		0	0	0		30,92
5	3,9046	36	4	0	5	1		0	0	0		9,22
6	5,6653	129	24	0	3	0		0	0	0		22,77

19	Wolfsgruber, Horst	DIV:	S	CLASS:	FACTOR:	Maj	CATEGORY:	S
-----------	---------------------------	-------------	----------	---------------	----------------	------------	------------------	----------

STG	FACTOR	PTS	A	B	C	D	Ded.	MI	PT	PE	OT	Time
1	5,6928	53	9	0	2	0		0	0	0		9,31
2	5,3140	77	9	0	8	0		0	0	0		14,49
3	4,7291	96	18	0	1	1		0	0	0		20,30
4	2,5017	113	13	0	11	2		0	0	0		45,17
5	4,4161	45	5	0	5	0		0	0	0		10,19
6	4,6154	111	17	0	9	0		1	0	0		24,05

20	Benesch, Thomas	DIV:	S	CLASS:	FACTOR:	Maj	CATEGORY:
-----------	------------------------	-------------	----------	---------------	----------------	------------	------------------

STG	FACTOR	PTS	A	B	C	D	Ded.	MI	PT	PE	OT	Time
1	5,1813	50	8	0	2	1		0	0	0		9,65
2	4,3312	68	8	0	5	4		0	0	0		15,70
3	4,6452	91	13	0	6	1		0	0	0		19,59
4	3,5478	118	16	0	9	1		0	0	0		33,26
5	4,4601	38	4	0	3	3		0	0	0		8,52
6	5,5532	130	22	0	5	0		0	0	0		23,41

21	Kraushofer, Roland	DIV:	O	CLASS:	FACTOR:	Maj	CATEGORY:	S
-----------	---------------------------	-------------	----------	---------------	----------------	------------	------------------	----------

STG	FACTOR	PTS	A	B	C	D	Ded.	MI	PT	PE	OT	Time
1	7,0301	49	9	0	0	2		0	0	0		6,97
2	7,0175	72	8	0	7	2		0	0	0		10,26
3	6,2952	87	11	0	7	2		0	0	0		13,82
4	6,2662	121	17	0	9	0		0	0	0		19,31
5	5,8824	41	3	0	6	1		0	0	0		6,97
6	7,7351	125	17	0	10	0		0	0	0		16,16

Score Verification By Competitor

St. Pöltner Wolf 2014

Printed März 1, 2014 at 17:21



22	Kraushofer, Gabi	DIV:	O	CLASS:	FACTOR:	Maj	CATEGORY:	L
----	------------------	------	---	--------	---------	-----	-----------	---

STG	FACTOR	PTS	A	B	C	D	Ded.	MI	PT	PE	OT	Time
1	7,2993	50	8	0	2	1		0	0	0		6,85
2	6,8654	76	10	0	6	1		0	0	0		11,07
3	9,1371	90	12	0	7	1		0	0	0		9,85
4	4,6260	107	17	0	8	0		1	0	0		23,13
5	6,0150	40	2	0	7	1		0	0	0		6,65
6	7,7392	127	19	0	8	0		0	0	0		16,41

24	Spring, Sebastian S	DIV:	S	CLASS:	FACTOR:	Min	CATEGORY:	
----	---------------------	------	---	--------	---------	-----	-----------	--

STG	FACTOR	PTS	A	B	C	D	Ded.	MI	PT	PE	OT	Time
1	5,9538	49	9	0	1	1		0	0	0		8,23
2	4,3980	61	6	0	10	1		0	0	0		13,87
3	4,9587	90	15	0	5	0		0	0	0		18,15
4	3,4457	94	11	0	12	3		0	0	0		27,28
5	4,9062	34	3	0	6	1		0	0	0		6,93
6	4,7280	113	17	0	9	1		0	0	0		23,90

25	Feyertag, Werner prod .	DIV:	P	CLASS:	FACTOR:	Min	CATEGORY:	
----	-------------------------	------	---	--------	---------	-----	-----------	--

STG	FACTOR	PTS	A	B	C	D	Ded.	MI	PT	PE	OT	Time
1	2,6384	41	6	0	3	2		0	0	0		15,54
2	3,8688	79	14	0	3	0		0	0	0		20,42
3	2,8345	86	13	0	7	0		0	0	0		30,34
4	3,1672	108	15	0	11	0		0	0	0		34,10
5	4,8048	48	9	0	1	0		0	0	0		9,99
6	3,7940	123	21	0	6	0		0	0	0		32,42

26	Schallerbauer, Harald	DIV:	O	CLASS:	FACTOR:	Maj	CATEGORY:	
----	-----------------------	------	---	--------	---------	-----	-----------	--

STG	FACTOR	PTS	A	B	C	D	Ded.	MI	PT	PE	OT	Time
1	6,4603	48	6	0	4	1		0	0	0		7,43
2	6,3948	69	5	0	10	2		0	0	0		10,79
3	6,8503	92	12	0	8	0		0	0	0		13,43
4	5,6015	122	18	0	8	0		0	0	0		21,78
5	5,0420	42	4	0	5	1		0	0	0		8,33
6	6,6181	118	16	0	8	3		0	0	0		17,83

Score Verification By Competitor

St. Pöltner Wolf 2014

Printed März 1, 2014 at 17:21



27	Schwannke, Roland .	DIV:	O	CLASS:	FACTOR:	Maj	CATEGORY:	S
----	---------------------	------	---	--------	---------	-----	-----------	---

STG	FACTOR	PTS	A	B	C	D	Ded.	MI	PT	PE	OT	Time
1	5,3459	51	7	0	4	0		0	0	0		9,54
2	5,7377	77	9	0	8	0		0	0	0		13,42
3	7,5720	92	14	0	5	1		0	0	0		12,15
4	4,4965	121	17	0	9	0		0	0	0		26,91
5	5,4545	45	5	0	5	0		0	0	0		8,25
6	5,4873	125	17	0	10	0		0	0	0		22,78

29	Straka, Franz .	DIV:	O	CLASS:	FACTOR:	Maj	CATEGORY:	S
----	-----------------	------	---	--------	---------	-----	-----------	---

STG	FACTOR	PTS	A	B	C	D	Ded.	MI	PT	PE	OT	Time
1	1,0566	34	6	0	3	1		1	0	0		32,18
2	2,0823	82	14	0	3	0		0	0	0		39,38
3	2,0891	98	18	0	2	0		0	0	0		46,91
4	1,5332	121	19	0	6	1		0	0	0		78,92
5	1,4417	33	7	0	2	0		1	0	0		22,89
6	1,6906	112	20	0	5	1		1	0	0		66,25

30	Bjelic, Miomir	DIV:	S	CLASS:	FACTOR:	Maj	CATEGORY:	S
----	----------------	------	---	--------	---------	-----	-----------	---

STG	FACTOR	PTS	A	B	C	D	Ded.	MI	PT	PE	OT	Time
1	3,4143	52	8	0	3	0		0	0	0		15,23
2	3,2399	74	6	0	11	0		0	0	0		22,84
3	3,9415	97	17	0	3	0		0	0	0		24,61
4	2,7862	120	20	0	4	2		0	0	0		43,07
5	3,5996	41	3	0	6	1		0	0	0		11,39
6	3,5514	133	25	0	2	0		0	0	0		37,45

32	Hackauf, Claudia	DIV:	S	CLASS:	FACTOR:	Min	CATEGORY:	L
----	------------------	------	---	--------	---------	-----	-----------	---

STG	FACTOR	PTS	A	B	C	D	Ded.	MI	PT	PE	OT	Time
1	2,7702	51	9	0	2	0		0	0	0		18,41
2	3,3380	71	10	0	7	0		0	0	0		21,27
3	3,5447	90	15	0	5	0		0	0	0		25,39
4	2,1777	114	20	0	4	2		0	0	0		52,35
5	2,4045	34	3	0	6	1		0	0	0		14,14
6	3,1947	129	24	0	3	0		0	0	0		40,38

Score Verification By Competitor

St. Pöltner Wolf 2014

Printed März 1, 2014 at 17:21



33	Kaiser, Gerhard	DIV:	S	CLASS:		FACTOR:	Min	CATEGORY:	
-----------	------------------------	-------------	---	---------------	--	----------------	-----	------------------	--

STG	FACTOR	PTS	A	B	C	D	Ded.	MI	PT	PE	OT	Time
1	3,1967	39	5	0	4	2		0	0	0		12,20
2	3,7634	63	8	0	7	2		0	0	0		16,74
3	4,2234	90	16	0	3	1		0	0	0		21,31
4	3,1186	122	22	0	4	0		0	0	0		39,12
5	3,5815	38	5	0	4	1		0	0	0		10,61
6	3,8104	119	19	0	8	0		0	0	0		31,23

34	Kaiser Schwarz, Karin	DIV:	P	CLASS:		FACTOR:	Min	CATEGORY:	L
-----------	------------------------------	-------------	---	---------------	--	----------------	-----	------------------	---

STG	FACTOR	PTS	A	B	C	D	Ded.	MI	PT	PE	OT	Time
1	2,8080	49	8	0	3	0		0	0	0		17,45
2	3,4114	67	8	0	9	0		0	0	0		19,64
3	3,6505	94	18	0	1	1		0	0	0		25,75
4	2,1792	99	17	0	8	0		1	0	0		45,43
5	3,2122	38	4	0	6	0		0	0	0		11,83
6	2,9184	113	17	0	9	1		0	0	0		38,72

35	Strasser, Elisabeth	DIV:	P	CLASS:		FACTOR:	Min	CATEGORY:	L
-----------	----------------------------	-------------	---	---------------	--	----------------	-----	------------------	---

STG	FACTOR	PTS	A	B	C	D	Ded.	MI	PT	PE	OT	Time
1	3,5156	45	6	0	5	0		0	0	0		12,80
2	3,4657	48	6	0	9	1		1	0	0		13,85
3	3,1486	50	13	0	5	0		2	0	1		15,88
4	2,2016	95	16	0	8	1		1	0	0		43,15
5	2,8969	25	5	0	3	1		1	0	0		8,63
6	4,7326	123	21	0	6	0		0	0	0		25,99

36	Ziebart, Friedrich	DIV:	P	CLASS:		FACTOR:	Min	CATEGORY:	S
-----------	---------------------------	-------------	---	---------------	--	----------------	-----	------------------	---

STG	FACTOR	PTS	A	B	C	D	Ded.	MI	PT	PE	OT	Time
1	6,8182	51	9	0	2	0		0	0	0		7,48
2	5,1220	63	8	0	7	2		0	0	0		12,30
3	6,1438	94	17	0	3	0		0	0	0		15,30
4	3,8781	112	17	0	9	0		0	0	0		28,88
5	5,4475	42	7	0	2	1		0	0	0		7,71
6	6,1500	123	21	0	6	0		0	0	0		20,00

Score Verification By Competitor

St. Pöltner Wolf 2014

Printed März 1, 2014 at 17:21



37 Reschenhofer open, Roman 6 DIV: O CLASS: FACTOR: Maj CATEGORY:

STG	FACTOR	PTS	A	B	C	D	Ded.	MI	PT	PE	OT	Time
1	5,8680	48	6	0	4	1		0	0	0		8,18
2	6,4404	74	10	0	5	2		0	0	0		11,49
3	5,7532	76	14	0	3	2		1	0	0		13,21
4	5,7912	127	23	0	3	0		0	0	0		21,93
5	5,7441	44	4	0	6	0		0	0	0		7,66
6	7,3661	132	24	0	3	0		0	0	0		17,92

38 Bauer, Eduard DIV: P CLASS: FACTOR: Min CATEGORY: S

STG	FACTOR	PTS	A	B	C	D	Ded.	MI	PT	PE	OT	Time
1	2,5788	45	7	0	3	1		0	0	0		17,45
2	3,4071	77	13	0	4	0		0	0	0		22,60
3	3,1303	92	16	0	4	0		0	0	0		29,39
4	2,5043	103	19	0	6	0		1	0	0		41,13
5	2,9682	42	6	0	4	0		0	0	0		14,15
6	3,5261	114	23	0	3	0		1	0	0		32,33

39 Heiss, Martin M DIV: S CLASS: FACTOR: Min CATEGORY:

STG	FACTOR	PTS	A	B	C	D	Ded.	MI	PT	PE	OT	Time
1	2,1074	51	10	0	0	1		0	0	0		24,20
2	2,1238	83	16	0	1	0		0	0	0		39,08
3	1,9656	96	18	0	2	0		0	0	0		48,84
4	1,8594	118	21	0	4	1		0	0	0		63,46
5	0,9671	20	8	0	0	0		2	0	0		20,68
6	2,4592	131	25	0	2	0		0	0	0		53,27

40 Wagner, Raoul . DIV: P CLASS: FACTOR: Min CATEGORY:

STG	FACTOR	PTS	A	B	C	D	Ded.	MI	PT	PE	OT	Time
1	2,2581	28	5	0	4	1		1	0	0		12,40
2	4,0333	63	7	0	9	1		0	0	0		15,62
3	3,5031	86	13	0	7	0		0	0	0		24,55
4	1,8627	89	14	0	9	2		1	0	0		47,78
5	1,4744	17	2	0	5	2		1	0	0		11,53
6	3,1215	83	15	0	9	1		2	0	0		26,59

Score Verification By Competitor

St. Pöltner Wolf 2014

Printed März 1, 2014 at 17:21



41	Schlegl, Bernhard 0	DIV:	P	CLASS:	FACTOR:	Min	CATEGORY:
-----------	----------------------------	-------------	----------	---------------	----------------	------------	------------------

STG	FACTOR	PTS	A	B	C	D	Ded.	MI	PT	PE	OT	Time
1	2,5452	38	9	0	1	0		1	0	0		14,93
2	3,1621	64	13	0	3	0		1	0	0		20,24
3	2,4572	66	16	0	2	0		2	0	0		26,86
4	2,2349	82	17	0	5	2		2	0	0		36,69
5	4,2471	44	8	0	1	1		0	0	0		10,36
6	1,7013	50	17	0	5	0		5	0	0		29,39

42	Czermak, Martin	DIV:	P	CLASS:	FACTOR:	Min	CATEGORY:	S
-----------	------------------------	-------------	----------	---------------	----------------	------------	------------------	----------

STG	FACTOR	PTS	A	B	C	D	Ded.	MI	PT	PE	OT	Time
1	2,6936	32	6	0	4	0		1	0	0		11,88
2	4,0847	81	15	0	2	0		0	0	0		19,83
3	3,5757	90	16	0	3	1		0	0	0		25,17
4	3,4777	118	20	0	6	0		0	0	0		33,93
5	3,7668	42	6	0	4	0		0	0	0		11,15
6	3,2775	131	25	0	2	0		0	0	0		39,97

43	Fischinger, Jürgen	DIV:	P	CLASS:	FACTOR:	Min	CATEGORY:
-----------	---------------------------	-------------	----------	---------------	----------------	------------	------------------

STG	FACTOR	PTS	A	B	C	D	Ded.	MI	PT	PE	OT	Time
1	3,9932	47	8	0	2	1		0	0	0		11,77
2	3,8635	60	11	0	5	0		1	0	0		15,53
3	4,7276	92	16	0	4	0		0	0	0		19,46
4	3,0806	102	15	0	8	3		0	0	0		33,11
5	3,9070	42	6	0	4	0		0	0	0		10,75
6	5,0019	131	25	0	2	0		0	0	0		26,19

44	Reber, Ludwig .	DIV:	S	CLASS:	FACTOR:	Min	CATEGORY:
-----------	------------------------	-------------	----------	---------------	----------------	------------	------------------

STG	FACTOR	PTS	A	B	C	D	Ded.	MI	PT	PE	OT	Time
1	2,8859	43	6	0	4	1		0	0	0		14,90
2	2,7590	53	6	0	6	5		0	0	0		19,21
3	3,2320	84	13	0	6	1		0	0	0		25,99
4	1,6916	70	12	0	9	3		2	0	0		41,38
5	1,5860	19	3	0	4	2		1	0	0		11,98
6	3,2125	117	19	0	7	1		0	0	0		36,42

Score Verification By Competitor

St. Pöltner Wolf 2014

Printed März 1, 2014 at 17:21



45	Juretic, Susanna .	DIV:	S	CLASS:	FACTOR:	Min	CATEGORY:	L
----	--------------------	------	---	--------	---------	-----	-----------	---

STG	FACTOR	PTS	A	B	C	D	Ded.	MI	PT	PE	OT	Time
1	2,5641	45	7	0	3	1		0	0	0		17,55
2	3,0014	66	14	0	2	0		1	0	0		21,99
3	2,7136	94	17	0	3	0		0	0	0		34,64
4	2,1778	85	13	0	9	3		1	0	0		39,03
5	0,9373	13	1	0	5	3		1	0	0		13,87
6	3,8098	129	24	0	3	0		0	0	0		33,86

46	Fischer, Manfred	DIV:	C	CLASS:	FACTOR:	Maj	CATEGORY:	
----	------------------	------	---	--------	---------	-----	-----------	--

STG	FACTOR	PTS	A	B	C	D	Ded.	MI	PT	PE	OT	Time
1	3,7918	51	9	0	1	1		0	0	0		13,45
2	4,9735	75	7	0	10	0		0	0	0		15,08
3	3,6969	100	20	0	0	0		0	0	0		27,05
4	1,5643	54	16	0	6	0		4	0	1		34,52
5	3,7467	42	4	0	5	1		0	0	0		11,21
6	4,2791	130	22	0	5	0		0	0	0		30,38

48	Bauer-Wolf, Bernhard .	DIV:	P	CLASS:	FACTOR:	Min	CATEGORY:	
----	------------------------	------	---	--------	---------	-----	-----------	--

STG	FACTOR	PTS	A	B	C	D	Ded.	MI	PT	PE	OT	Time
1	3,3736	53	10	0	1	0		0	0	0		15,71
2	2,4397	85	17	0	0	0		0	0	0		34,84
3	3,8446	98	19	0	1	0		0	0	0		25,49
4	2,2037	106	15	0	10	1		0	0	0		48,10
5	2,7295	44	7	0	3	0		0	0	0		16,12
6	2,7452	110	22	0	3	1		1	0	0		40,07

49	Dastych, Rudolf D	DIV:	P	CLASS:	FACTOR:	Min	CATEGORY:	
----	-------------------	------	---	--------	---------	-----	-----------	--

STG	FACTOR	PTS	A	B	C	D	Ded.	MI	PT	PE	OT	Time
1	3,0539	51	9	0	2	0		0	0	0		16,70
2	3,0279	77	13	0	4	0		0	0	0		25,43
3	3,4862	92	17	0	2	1		0	0	0		26,39
4	2,3710	114	18	0	8	0		0	0	0		48,08
5	2,2000	44	7	0	3	0		0	0	0		20,00
6	3,0949	135	27	0	0	0		0	0	0		43,62

Score Verification By Competitor

St. Pöltner Wolf 2014

Printed März 1, 2014 at 17:21



50 Erber, Manfred	DIV: S	CLASS:	FACTOR: Min	CATEGORY:
--------------------------	---------------	---------------	--------------------	------------------

STG	FACTOR	PTS	A	B	C	D	Ded.	MI	PT	PE	OT	Time
1	4,5614	39	4	0	6	1		0	0	0		8,55
2	4,8763	69	9	0	8	0		0	0	0		14,15
3	3,3517	73	15	0	2	2		1	0	0		21,78
4	2,1978	88	10	0	11	5		0	0	0		40,04
5	3,7471	32	3	0	5	2		0	0	0		8,54
6	5,5003	105	13	0	13	1		0	0	0		19,09

51 Gruber, Patrik	DIV: S	CLASS:	FACTOR: Min	CATEGORY:
--------------------------	---------------	---------------	--------------------	------------------

STG	FACTOR	PTS	A	B	C	D	Ded.	MI	PT	PE	OT	Time
1	5,6196	39	5	0	4	2		0	0	0		6,94
2	5,8648	59	7	0	7	3		0	0	0		10,06
3	5,2593	71	14	0	3	2		1	0	0		13,50
4	4,9006	106	15	0	10	1		0	0	0		21,63
5	6,1433	36	5	0	3	2		0	0	0		5,86
6	4,8955	96	15	0	10	1		1	0	0		19,61

52 Wendorff, Daniel	DIV: R	CLASS:	FACTOR: Min	CATEGORY:
----------------------------	---------------	---------------	--------------------	------------------

STG	FACTOR	PTS	A	B	C	D	Ded.	MI	PT	PE	OT	Time
1	2,5118	53	10	0	1	0		0	0	0		21,10
2	3,0673	83	16	0	1	0		0	0	0		27,06
3	2,1135	92	16	0	4	0		0	0	0		43,53
4	2,0296	126	24	0	2	0		0	0	0		62,08
5	1,5428	38	5	0	4	1		0	0	0		24,63
6	2,0285	131	25	0	2	0		0	0	0		64,58

53 Breitler, Christian	DIV: C	CLASS:	FACTOR: Min	CATEGORY:
-------------------------------	---------------	---------------	--------------------	------------------

STG	FACTOR	PTS	A	B	C	D	Ded.	MI	PT	PE	OT	Time
1	3,9130	45	6	0	5	0		0	0	0		11,50
2	4,3478	65	7	0	10	0		0	0	0		14,95
3	5,1993	90	15	0	5	0		0	0	0		17,31
4	3,9357	120	21	0	5	0		0	0	0		30,49
5	3,4404	30	3	0	4	3		0	0	0		8,72
6	4,9067	121	20	0	7	0		0	0	0		24,66

Score Verification By Competitor

St. Pöltner Wolf 2014

Printed März 1, 2014 at 17:21



54	Karlin, Marcus	DIV:	C	CLASS:		FACTOR:	Min	CATEGORY:	
-----------	-----------------------	-------------	---	---------------	--	----------------	-----	------------------	--

STG	FACTOR	PTS	A	B	C	D	Ded.	MI	PT	PE	OT	Time
1	2,7356	45	7	0	3	1		0	0	0		16,45
2	4,4326	75	12	0	5	0		0	0	0		16,92
3	4,3159	94	17	0	3	0		0	0	0		21,78
4	3,2525	114	18	0	8	0		0	0	0		35,05
5	3,7736	38	6	0	2	2		0	0	0		10,07
6	4,8547	127	23	0	4	0		0	0	0		26,16

55	Vogel, Michael	DIV:	C	CLASS:		FACTOR:	Min	CATEGORY:	
-----------	-----------------------	-------------	---	---------------	--	----------------	-----	------------------	--

STG	FACTOR	PTS	A	B	C	D	Ded.	MI	PT	PE	OT	Time
1	2,7717	51	9	0	2	0		0	0	0		18,40
2	3,8020	53	5	0	8	4		0	0	0		13,94
3	3,5406	78	11	0	7	2		0	0	0		22,03
4	2,4637	122	22	0	4	0		0	0	0		49,52
5	3,3564	34	4	0	4	2		0	0	0		10,13
6	2,5702	108	20	0	6	0		1	0	0		42,02

56	Kalkhauser, Prod, Dietmar D	DIV:	C	CLASS:		FACTOR:	Min	CATEGORY:	
-----------	------------------------------------	-------------	---	---------------	--	----------------	-----	------------------	--

STG	FACTOR	PTS	A	B	C	D	Ded.	MI	PT	PE	OT	Time
1	3,2167	34	8	0	1	1		1	0	0		10,57
2	3,3178	57	3	0	14	0		0	0	0		17,18
3	3,2123	69	12	0	6	1		1	0	0		21,48
4	3,3487	116	21	0	3	2		0	0	0		34,64
5	3,8710	36	3	0	7	0		0	0	0		9,30
6	3,8199	123	22	0	4	1		0	0	0		32,20

57	Fritz, Alexander .	DIV:	P	CLASS:		FACTOR:	Min	CATEGORY:	
-----------	---------------------------	-------------	---	---------------	--	----------------	-----	------------------	--

STG	FACTOR	PTS	A	B	C	D	Ded.	MI	PT	PE	OT	Time
1	3,6437	45	8	0	1	2		0	0	0		12,35
2	4,2565	75	12	0	5	0		0	0	0		17,62
3	3,8055	90	15	0	5	0		0	0	0		23,65
4	3,1267	114	20	0	4	2		0	0	0		36,46
5	3,4217	40	5	0	5	0		0	0	0		11,69
6	3,7294	129	24	0	3	0		0	0	0		34,59

Score Verification By Competitor

St. Pöltner Wolf 2014

Printed März 1, 2014 at 17:21



59	Felder, Sigrid .	DIV:	P	CLASS:	FACTOR:	Min	CATEGORY:	L
----	------------------	------	---	--------	---------	-----	-----------	---

STG	FACTOR	PTS	A	B	C	D	Ded.	MI	PT	PE	OT	Time
1	3,0812	55	11	0	0	0		0	0	0		17,85
2	2,3438	81	15	0	2	0		0	0	0		34,56
3	1,9547	75	15	0	3	1		1	0	0		38,37
4	1,6064	95	17	0	6	2		1	0	0		59,14
5	0,7026	12	5	0	2	1		2	0	0		17,08
6	2,6354	127	23	0	4	0		0	0	0		48,19

60	Ulmer, Maximilian .	DIV:	P	CLASS:	FACTOR:	Min	CATEGORY:
----	---------------------	------	---	--------	---------	-----	-----------

STG	FACTOR	PTS	A	B	C	D	Ded.	MI	PT	PE	OT	Time
1	3,2616	47	7	0	4	0		0	0	0		14,41
2	2,7799	73	16	0	1	0		0	1	0		26,26
3	3,1843	94	17	0	3	0		0	0	0		29,52
4	2,3749	112	19	0	5	2		0	0	0		47,16
5	1,3843	38	4	0	6	0		0	0	0		27,45
6	3,4113	121	20	0	7	0		0	0	0		35,47

61	Zimmermann, Martin .	DIV:	P	CLASS:	FACTOR:	Min	CATEGORY:
----	----------------------	------	---	--------	---------	-----	-----------

STG	FACTOR	PTS	A	B	C	D	Ded.	MI	PT	PE	OT	Time
1	1,9176	47	8	0	2	1		0	0	0		24,51
2	2,7660	65	7	0	10	0		0	0	0		23,50
3	1,8257	80	11	0	8	1		0	0	0		43,82
4	1,1179	99	18	0	6	1		1	0	0		88,56
5	2,4096	38	6	0	2	2		0	0	0		15,77
6	2,6826	119	19	0	8	0		0	0	0		44,36

62	Lengauer, Michael P	DIV:	P	CLASS:	FACTOR:	Min	CATEGORY:
----	---------------------	------	---	--------	---------	-----	-----------

STG	FACTOR	PTS	A	B	C	D	Ded.	MI	PT	PE	OT	Time
1	2,1992	53	10	0	1	0		0	0	0		24,10
2	2,1448	85	17	0	0	0		0	0	0		39,63
3	2,6076	100	20	0	0	0		0	0	0		38,35
4	1,9131	114	18	0	8	0		0	0	0		59,59
5	2,6395	44	7	0	3	0		0	0	0		16,67
6	2,7579	135	27	0	0	0		0	0	0		48,95

Score Verification By Competitor

St. Pöltner Wolf 2014

Printed März 1, 2014 at 17:21



63	Katscher, Michael K	DIV:	P	CLASS:	FACTOR:	Min	CATEGORY:	S
----	---------------------	------	---	--------	---------	-----	-----------	---

STG	FACTOR	PTS	A	B	C	D	Ded.	MI	PT	PE	OT	Time
1	3,3773	41	6	0	3	2		0	0	0		12,14
2	3,4183	63	11	0	6	0		0	1	0		18,43
3	3,3652	88	14	0	6	0		0	0	0		26,15
4	1,8593	60	18	0	3	1		4	0	0		32,27
5	2,1237	23	3	0	6	0		1	0	0		10,83
6	3,5163	98	17	0	7	2		1	0	0		27,87

64	Eisl, Alexander	DIV:	O	CLASS:	FACTOR:	Maj	CATEGORY:	
----	-----------------	------	---	--------	---------	-----	-----------	--

STG	FACTOR	PTS	A	B	C	D	Ded.	MI	PT	PE	OT	Time
1	5,7562	51	7	0	4	0		0	0	0		8,86
2	4,4256	47	3	0	8	5		1	0	0		10,62
3	6,6610	79	13	0	6	0		1	0	0		11,86
4	4,8737	110	10	0	14	2		0	0	0		22,57
5	4,5603	42	4	0	5	1		0	0	0		9,21
6	6,0096	125	17	0	10	0		0	0	0		20,80

65	Pataki, Martin	DIV:	S	CLASS:	FACTOR:	Min	CATEGORY:	S
----	----------------	------	---	--------	---------	-----	-----------	---

STG	FACTOR	PTS	A	B	C	D	Ded.	MI	PT	PE	OT	Time
1	3,4790	43	6	0	4	1		0	0	0		12,36
2	4,3054	75	12	0	5	0		0	0	0		17,42
3	3,9198	86	14	0	5	1		0	0	0		21,94
4	2,9049	106	14	0	12	0		0	0	0		36,49
5	3,6156	38	4	0	6	0		0	0	0		10,51
6	4,8771	131	25	0	2	0		0	0	0		26,86

66	Horvath, Erich .	DIV:	S	CLASS:	FACTOR:	Min	CATEGORY:	S
----	------------------	------	---	--------	---------	-----	-----------	---

STG	FACTOR	PTS	A	B	C	D	Ded.	MI	PT	PE	OT	Time
1	2,9643	49	8	0	3	0		0	0	0		16,53
2	2,9776	65	8	0	8	1		0	0	0		21,83
3	3,7522	86	14	0	5	1		0	0	0		22,92
4	2,5310	96	11	0	13	2		0	0	0		37,93
5	1,9551	34	2	0	8	0		0	0	0		17,39
6	3,3373	111	16	0	10	1		0	0	0		33,26

Score Verification By Competitor

St. Pöltner Wolf 2014

Printed März 1, 2014 at 17:21



67	Ebenberger, Andreas .	DIV:	P	CLASS:	FACTOR:	Min	CATEGORY:
----	-----------------------	------	---	--------	---------	-----	-----------

STG	FACTOR	PTS	A	B	C	D	Ded.	MI	PT	PE	OT	Time
1	1,9092	45	6	0	5	0		0	0	0		23,57
2	2,1595	75	12	0	5	0		0	0	0		34,73
3	1,6801	92	16	0	4	0		0	0	0		54,76
4	1,1794	72	13	0	8	3		2	0	0		61,05
5	0,7177	12	4	0	4	0		2	0	0		16,72
6	1,3436	84	21	0	3	0		3	0	0		62,52

69	Kamler, Michael	DIV:	S	CLASS:	FACTOR:	Min	CATEGORY:
----	-----------------	------	---	--------	---------	-----	-----------

STG	FACTOR	PTS	A	B	C	D	Ded.	MI	PT	PE	OT	Time
1	4,7716	47	7	0	4	0		0	0	0		9,85
2	4,7352	59	6	0	9	2		0	0	0		12,46
3	4,9881	84	14	0	4	2		0	0	0		16,84
4	0,0000	0	11	0	4	2		9	0	1		43,85
5	4,1909	36	4	0	5	1		0	0	0		8,59
6	6,7231	127	23	0	4	0		0	0	0		18,89

70	Nestl, Martin .	DIV:	O	CLASS:	FACTOR:	Maj	CATEGORY:
----	-----------------	------	---	--------	---------	-----	-----------

STG	FACTOR	PTS	A	B	C	D	Ded.	MI	PT	PE	OT	Time
1	5,4280	52	8	0	3	0		0	0	0		9,58
2	5,1386	76	10	0	6	1		0	0	0		14,79
3	5,8608	80	16	0	2	1		1	0	0		13,65
4	5,0784	123	19	0	7	0		0	0	0		24,22
5	5,3232	42	4	0	5	1		0	0	0		7,89
6	6,5294	130	22	0	5	0		0	0	0		19,91

71	Nestl-Treiber, Doris .	DIV:	S	CLASS:	FACTOR:	Min	CATEGORY:	L
----	------------------------	------	---	--------	---------	-----	-----------	---

STG	FACTOR	PTS	A	B	C	D	Ded.	MI	PT	PE	OT	Time
1	4,1624	41	5	0	5	1		0	0	0		9,85
2	3,3573	56	10	0	5	1		1	0	0		16,68
3	5,0031	82	13	0	5	2		0	0	0		16,39
4	3,2300	100	12	0	13	1		0	0	0		30,96
5	3,2319	34	3	0	6	1		0	0	0		10,52
6	5,4813	119	19	0	8	0		0	0	0		21,71

Score Verification By Competitor

St. Pöltner Wolf 2014

Printed März 1, 2014 at 17:21



73	Ecker, Wolfgang	DIV:	S	CLASS:		FACTOR:	Maj	CATEGORY:	S
-----------	------------------------	-------------	---	---------------	--	----------------	-----	------------------	---

STG	FACTOR	PTS	A	B	C	D	Ded.	MI	PT	PE	OT	Time
1	3,2526	47	7	0	2	2		0	0	0		14,45
2	4,3608	73	9	0	6	2		0	0	0		16,74
3	4,2013	91	15	0	3	2		0	0	0		21,66
4	2,5635	110	14	0	8	4		0	0	0		42,91
5	3,9238	35	3	0	3	4		0	0	0		8,92
6	4,3844	125	17	0	10	0		0	0	0		28,51

74	Bosko, Rasovic	DIV:	P	CLASS:		FACTOR:	Min	CATEGORY:	
-----------	-----------------------	-------------	---	---------------	--	----------------	-----	------------------	--

STG	FACTOR	PTS	A	B	C	D	Ded.	MI	PT	PE	OT	Time
1	5,4524	47	8	0	2	1		0	0	0		8,62
2	7,2516	81	15	0	2	0		0	0	0		11,17
3	6,5123	90	15	0	5	0		0	0	0		13,82
4	4,7581	118	20	0	6	0		0	0	0		24,80
5	6,1047	42	6	0	4	0		0	0	0		6,88
6	6,9140	123	21	0	6	0		0	0	0		17,79

75	Walter, Andreas A	DIV:	P	CLASS:		FACTOR:	Min	CATEGORY:	
-----------	--------------------------	-------------	---	---------------	--	----------------	-----	------------------	--

STG	FACTOR	PTS	A	B	C	D	Ded.	MI	PT	PE	OT	Time
1	3,3699	43	6	0	4	1		0	0	0		12,76
2	4,2235	65	8	0	8	1		0	0	0		15,39
3	3,7736	98	19	0	1	0		0	0	0		25,97
4	2,8900	98	13	0	10	3		0	0	0		33,91
5	2,7562	32	3	0	5	2		0	0	0		11,61
6	0,6892	20	14	0	6	2		5	0	2		29,02

76	Honeder, Martin .	DIV:	P	CLASS:		FACTOR:	Min	CATEGORY:	
-----------	--------------------------	-------------	---	---------------	--	----------------	-----	------------------	--

STG	FACTOR	PTS	A	B	C	D	Ded.	MI	PT	PE	OT	Time
1	2,7250	43	6	0	4	1		0	0	0		15,78
2	3,3425	61	6	0	10	1		0	0	0		18,25
3	1,6202	50	13	0	5	0		2	0	1		30,86
4	2,2923	120	21	0	5	0		0	0	0		52,35
5	2,1451	34	4	0	4	2		0	0	0		15,85
6	3,2027	125	22	0	5	0		0	0	0		39,03

Score Verification By Competitor

St. Pöltner Wolf 2014

Printed März 1, 2014 at 17:21



77	Höß, Prod, Liliane L	DIV:	P	CLASS:	FACTOR:	Min	CATEGORY:	L
-----------	-----------------------------	-------------	----------	---------------	----------------	------------	------------------	----------

STG	FACTOR	PTS	A	B	C	D	Ded.	MI	PT	PE	OT	Time
1	2,1865	49	8	0	3	0		0	0	0		22,41
2	2,3000	48	5	0	11	0		1	0	0		20,87
3	3,0697	92	16	0	4	0		0	0	0		29,97
4	1,0953	50	17	0	5	0		4	0	1		45,65
5	3,1915	36	3	0	7	0		0	0	0		11,28
6	2,3441	121	20	0	7	0		0	0	0		51,62

78	Höß, Heinrich	DIV:	P	CLASS:	FACTOR:	Min	CATEGORY:
-----------	----------------------	-------------	----------	---------------	----------------	------------	------------------

STG	FACTOR	PTS	A	B	C	D	Ded.	MI	PT	PE	OT	Time
1	3,2632	45	7	0	3	1		0	0	0		13,79
2	4,3432	81	15	0	2	0		0	0	0		18,65
3	3,9391	88	14	0	6	0		0	0	0		22,34
4	3,1544	114	18	0	8	0		0	0	0		36,14
5	3,8159	34	4	0	4	2		0	0	0		8,91
6	2,5773	135	27	0	0	0		0	0	0		52,38

79	Schnaitt, Manuel .	DIV:	S	CLASS:	FACTOR:	Min	CATEGORY:
-----------	---------------------------	-------------	----------	---------------	----------------	------------	------------------

STG	FACTOR	PTS	A	B	C	D	Ded.	MI	PT	PE	OT	Time
1	4,4745	43	6	0	4	1		0	0	0		9,61
2	5,5708	61	8	0	6	3		0	0	0		10,95
3	2,8523	68	9	0	6	5		0	0	0		23,84
4	2,8537	96	12	0	11	3		0	0	0		33,64
5	2,1521	30	2	0	6	2		0	0	0		13,94
6	5,3871	119	21	0	4	2		0	0	0		22,09

80	Kreutzer, Herbert	DIV:	P	CLASS:	FACTOR:	Min	CATEGORY:
-----------	--------------------------	-------------	----------	---------------	----------------	------------	------------------

STG	FACTOR	PTS	A	B	C	D	Ded.	MI	PT	PE	OT	Time
1	4,0799	47	8	0	2	1		0	0	0		11,52
2	2,9481	75	12	0	5	0		0	0	0		25,44
3	3,5889	88	14	0	6	0		0	0	0		24,52
4	3,5059	128	25	0	1	0		0	0	0		36,51
5	2,6648	38	5	0	4	1		0	0	0		14,26
6	3,8907	131	25	0	2	0		0	0	0		33,67

Score Verification By Competitor

St. Pöltner Wolf 2014

Printed März 1, 2014 at 17:21



81	Amon, Birgit A	DIV:	P	CLASS:	FACTOR:	Min	CATEGORY:	L
-----------	-----------------------	-------------	----------	---------------	----------------	------------	------------------	----------

STG	FACTOR	PTS	A	B	C	D	Ded.	MI	PT	PE	OT	Time
1	2,6384	51	9	0	2	0		0	0	0		19,33
2	2,1378	54	8	0	8	0		1	0	0		25,26
3	2,7729	94	17	0	3	0		0	0	0		33,90
4	2,2815	112	19	0	5	2		0	0	0		49,09
5	2,8232	38	4	0	6	0		0	0	0		13,46
6	2,9688	133	26	0	1	0		0	0	0		44,80

82	Mann, Markus M	DIV:	P	CLASS:	FACTOR:	Min	CATEGORY:
-----------	-----------------------	-------------	----------	---------------	----------------	------------	------------------

STG	FACTOR	PTS	A	B	C	D	Ded.	MI	PT	PE	OT	Time
1	2,1436	43	7	0	2	2		0	0	0		20,06
2	2,7280	67	8	0	9	0		0	0	0		24,56
3	1,8743	48	12	0	6	0		2	0	1		25,61
4	2,5472	120	21	0	5	0		0	0	0		47,11
5	3,3789	42	6	0	4	0		0	0	0		12,43
6	3,4064	129	24	0	3	0		0	0	0		37,87

83	Straub, Wolfgang .	DIV:	P	CLASS:	FACTOR:	Min	CATEGORY:
-----------	---------------------------	-------------	----------	---------------	----------------	------------	------------------

STG	FACTOR	PTS	A	B	C	D	Ded.	MI	PT	PE	OT	Time
1	1,9455	45	7	0	3	1		0	0	0		23,13
2	2,5361	79	14	0	3	0		0	0	0		31,15
3	1,5941	86	14	0	5	1		0	0	0		53,95
4	1,8776	112	19	0	5	2		0	0	0		59,65
5	2,2517	34	5	0	2	3		0	0	0		15,10
6	1,5742	97	21	0	4	0		2	0	0		61,62

84	Herbeck, Josef	DIV:	S	CLASS:	FACTOR:	Min	CATEGORY:
-----------	-----------------------	-------------	----------	---------------	----------------	------------	------------------

STG	FACTOR	PTS	A	B	C	D	Ded.	MI	PT	PE	OT	Time
1	4,6033	47	8	0	2	1		0	0	0		10,21
2	4,4880	71	10	0	7	0		0	0	0		15,82
3	4,8325	88	14	0	6	0		0	0	0		18,21
4	2,6369	91	15	0	8	2		1	0	0		34,51
5	5,1414	40	5	0	5	0		0	0	0		7,78
6	4,6427	115	18	0	8	1		0	0	0		24,77

Score Verification By Competitor

St. Pöltner Wolf 2014

Printed März 1, 2014 at 17:21



85	Krückel, Werner	DIV:	P	CLASS:	FACTOR:	Min	CATEGORY:	S
----	-----------------	------	---	--------	---------	-----	-----------	---

STG	FACTOR	PTS	A	B	C	D	Ded.	MI	PT	PE	OT	Time
1	2,3889	36	8	0	2	0		1	0	0		15,07
2	4,3410	83	16	0	1	0		0	0	0		19,12
3	3,5915	96	18	0	2	0		0	0	0		26,73
4	2,0739	110	16	0	10	0		0	0	0		53,04
5	4,1667	48	9	0	1	0		0	0	0		11,52
6	2,9833	102	17	0	9	0		1	0	0		34,19

86	Aichberger, Markus .	DIV:	P	CLASS:	FACTOR:	Min	CATEGORY:	
----	----------------------	------	---	--------	---------	-----	-----------	--

STG	FACTOR	PTS	A	B	C	D	Ded.	MI	PT	PE	OT	Time
1	2,0277	41	4	0	7	0		0	0	0		20,22
2	2,3469	69	10	0	6	1		0	0	0		29,40
3	1,9770	62	15	0	2	1		2	0	0		31,36
4	1,3876	91	14	0	10	1		1	0	0		65,58
5	1,2882	16	6	0	2	0		2	0	0		12,42
6	2,7682	129	24	0	3	0		0	0	0		46,60

87	Klaus, Classic, Tom .	DIV:	C	CLASS:	FACTOR:	Min	CATEGORY:	
----	-----------------------	------	---	--------	---------	-----	-----------	--

STG	FACTOR	PTS	A	B	C	D	Ded.	MI	PT	PE	OT	Time
1	3,6434	47	8	0	2	1		0	0	0		12,90
2	3,6179	50	7	0	8	1		1	0	0		13,82
3	2,3485	69	14	0	2	3		1	0	0		29,38
4	1,5296	74	12	0	11	1		2	0	0		48,38
5	2,5177	32	3	0	5	2		0	0	0		12,71
6	3,0057	85	17	0	6	2		2	0	0		28,28

88	Arlt 3, Reinhard A	DIV:	R	CLASS:	FACTOR:	Maj	CATEGORY:	
----	--------------------	------	---	--------	---------	-----	-----------	--

STG	FACTOR	PTS	A	B	C	D	Ded.	MI	PT	PE	OT	Time
1	2,1493	38	8	0	2	0		1	0	0		17,68
2	3,8905	81	13	0	4	0		0	0	0		20,82
3	3,0973	98	18	0	2	0		0	0	0		31,64
4	1,4888	125	21	0	5	0		0	0	0		83,96
5	1,9729	48	8	0	2	0		0	0	0		24,33
6	2,9231	133	25	0	2	0		0	0	0		45,50

Score Verification By Competitor

St. Pöltner Wolf 2014

Printed März 1, 2014 at 17:21



89	Tuschi, Thomas T	DIV:	S	CLASS:	FACTOR:	Min	CATEGORY:
-----------	-------------------------	-------------	----------	---------------	----------------	------------	------------------

STG	FACTOR	PTS	A	B	C	D	Ded.	MI	PT	PE	OT	Time
1	2,3288	34	8	0	1	1		1	0	0		14,60
2	3,3875	75	13	0	3	1		0	0	0		22,14
3	2,5522	77	16	0	2	1		1	0	0		30,17
4	1,0965	59	12	0	9	2		3	0	0		53,81
5	3,2223	30	2	0	6	2		0	0	0		9,31
6	2,2661	62	12	0	10	2		3	0	0		27,36

90	Resch, Martin 5	DIV:	S	CLASS:	FACTOR:	Min	CATEGORY:
-----------	------------------------	-------------	----------	---------------	----------------	------------	------------------

STG	FACTOR	PTS	A	B	C	D	Ded.	MI	PT	PE	OT	Time
1	3,0323	47	8	0	2	1		0	0	0		15,50
2	1,8357	40	4	0	9	3		1	0	0		21,79
3	2,1677	76	11	0	6	3		0	0	0		35,06
4	1,5090	71	5	0	18	2		1	0	0		47,05
5	1,4325	26	0	0	8	2		0	0	0		18,15
6	1,7510	73	10	0	14	1		2	0	0		41,69

91	Hochreiter, Roman	DIV:	S	CLASS:	FACTOR:	Min	CATEGORY:
-----------	--------------------------	-------------	----------	---------------	----------------	------------	------------------

STG	FACTOR	PTS	A	B	C	D	Ded.	MI	PT	PE	OT	Time
1	2,0819	31	3	0	4	4		0	0	0		14,89
2	2,4276	52	7	0	9	0		1	0	0		21,42
3	0,0000	0	12	0	3	0		5	0	2		22,45
4	1,8226	83	10	0	14	1		1	0	0		45,54
5	0,1496	2	5	0	2	1		2	0	1		13,37
6	3,7859	99	15	0	6	6		0	0	0		26,15

92	Swoboda, Gernot	DIV:	S	CLASS:	FACTOR:	Min	CATEGORY:
-----------	------------------------	-------------	----------	---------------	----------------	------------	------------------

STG	FACTOR	PTS	A	B	C	D	Ded.	MI	PT	PE	OT	Time
1	1,9670	37	3	0	7	1		0	0	0		18,81
2	2,8571	53	6	0	6	5		0	0	0		18,55
3	1,8086	65	12	0	4	3		1	0	0		35,94
4	1,2846	51	10	0	9	4		3	0	0		39,70
5	3,5514	38	5	0	4	1		0	0	0		10,70
6	1,4072	46	16	0	5	1		5	0	0		32,69

Score Verification By Competitor

St. Pöltner Wolf 2014

Printed März 1, 2014 at 17:21



93 Schleifer, Herbert2 .	DIV: S	CLASS:	FACTOR: Min	CATEGORY: S
---------------------------------	---------------	---------------	--------------------	--------------------

STG	FACTOR	PTS	A	B	C	D	Ded.	MI	PT	PE	OT	Time
1	2,1597	43	7	0	2	2		0	0	0		19,91
2	1,6108	50	8	0	6	2		1	0	0		31,04
3	1,4172	59	9	0	7	3		1	0	0		41,63
4	1,6490	92	11	0	11	4		0	0	0		55,79
5	0,9699	10	4	0	3	1		2	0	0		10,31
6	1,1604	61	12	0	9	4		2	1	0		52,57

94 Gira, Bernhard .	DIV: S	CLASS:	FACTOR: Min	CATEGORY:
----------------------------	---------------	---------------	--------------------	------------------

STG	FACTOR	PTS	A	B	C	D	Ded.	MI	PT	PE	OT	Time
1	1,1600	19	6	0	3	0		2	0	0		16,38
2	1,4224	33	7	0	5	3		2	0	0		23,20
3	0,0000	0	7	0	7	0		6	0	0		29,36
4	1,6150	61	16	0	2	5		3	0	0		37,77
5	4,1379	42	7	0	2	1		0	0	0		10,15
6	2,8115	109	15	0	11	1		0	0	0		38,77

95 Rausch, Franz F	DIV: P	CLASS:	FACTOR: Min	CATEGORY:
---------------------------	---------------	---------------	--------------------	------------------

STG	FACTOR	PTS	A	B	C	D	Ded.	MI	PT	PE	OT	Time
1	3,0416	49	8	0	3	0		0	0	0		16,11
2	3,0987	81	15	0	2	0		0	0	0		26,14
3	2,3739	64	15	0	3	0		2	0	0		26,96
4	2,7873	106	15	0	10	1		0	0	0		38,03
5	3,1223	36	4	0	5	1		0	0	0		11,53
6	3,8838	119	21	0	4	2		0	0	0		30,64

96 Rausch, Classic, Franz F	DIV: O	CLASS:	FACTOR: Min	CATEGORY:
------------------------------------	---------------	---------------	--------------------	------------------

STG	FACTOR	PTS	A	B	C	D	Ded.	MI	PT	PE	OT	Time
1	2,4823	49	8	0	3	0		0	0	0		19,74
2	2,4763	81	15	0	2	0		0	0	0		32,71
3	2,0619	94	17	0	3	0		0	0	0		45,59
4	1,3887	91	15	0	8	2		1	0	0		65,53
5	0,3212	6	1	0	7	0		2	0	0		18,68
6	2,8633	106	19	0	7	0		1	0	0		37,02

Score Verification By Competitor

St. Pöltner Wolf 2014

Printed März 1, 2014 at 17:21



97	Dotter open, Norbert	DIV:	O	CLASS:		FACTOR:	Min	CATEGORY:	
-----------	-----------------------------	-------------	---	---------------	--	----------------	-----	------------------	--

STG	FACTOR	PTS	A	B	C	D	Ded.	MI	PT	PE	OT	Time
1	5,1254	47	8	0	2	1		0	0	0		9,17
2	5,9322	63	7	0	9	1		0	0	0		10,62
3	5,4825	75	15	0	3	1		1	0	0		13,68
4	3,9946	118	20	0	6	0		0	0	0		29,54
5	2,3891	28	3	0	3	4		0	0	0		11,72
6	6,6379	123	22	0	4	1		0	0	0		18,53

98	Stöger, Rupert	DIV:	P	CLASS:		FACTOR:	Min	CATEGORY:	
-----------	-----------------------	-------------	---	---------------	--	----------------	-----	------------------	--

STG	FACTOR	PTS	A	B	C	D	Ded.	MI	PT	PE	OT	Time
1	2,5112	28	6	0	2	2		1	0	0		11,15
2	4,7199	75	12	0	5	0		0	0	0		15,89
3	4,1494	90	16	0	3	1		0	0	0		21,69
4	3,0645	114	18	0	8	0		0	0	0		37,20
5	4,1565	34	5	0	2	3		0	0	0		8,18
6	4,1267	129	24	0	3	0		0	0	0		31,26

99	Hess, Richard R	DIV:	P	CLASS:		FACTOR:	Min	CATEGORY:	
-----------	------------------------	-------------	---	---------------	--	----------------	-----	------------------	--

STG	FACTOR	PTS	A	B	C	D	Ded.	MI	PT	PE	OT	Time
1	1,6327	20	3	0	4	3		1	0	0		12,25
2	2,9444	54	9	0	6	1		1	0	0		18,34
3	1,4303	24	13	0	3	0		4	0	1		16,78
4	2,6771	110	16	0	10	0		0	0	0		41,09
5	2,7778	32	3	0	5	2		0	0	0		11,52
6	3,7604	113	17	0	9	1		0	0	0		30,05

100	Lechner, Bettina	DIV:	P	CLASS:		FACTOR:	Min	CATEGORY:	L
------------	-------------------------	-------------	---	---------------	--	----------------	-----	------------------	---

STG	FACTOR	PTS	A	B	C	D	Ded.	MI	PT	PE	OT	Time
1	2,5414	43	6	0	4	1		0	0	0		16,92
2	3,0210	69	10	0	6	1		0	0	0		22,84
3	2,9686	86	13	0	7	0		0	0	0		28,97
4	1,7293	110	16	0	10	0		0	0	0		63,61
5	3,2122	38	5	0	4	1		0	0	0		11,83
6	3,0788	123	21	0	6	0		0	0	0		39,95

Score Verification By Competitor

St. Pöltner Wolf 2014

Printed März 1, 2014 at 17:21



101	Grasmann, Alexander A	DIV:	P	CLASS:	FACTOR:	Min	CATEGORY:
------------	------------------------------	-------------	----------	---------------	----------------	------------	------------------

STG	FACTOR	PTS	A	B	C	D	Ded.	MI	PT	PE	OT	Time
1	1,7661	45	6	0	5	0		0	0	0		25,48
2	1,9864	67	9	0	7	1		0	0	0		33,73
3	1,0187	36	8	0	8	2		2	0	1		35,34
4	1,3044	98	14	0	8	4		0	0	0		75,13
5	0,8696	17	3	0	3	3		1	0	0		19,55
6	1,1965	88	16	0	9	1		1	1	0		73,55

102	Krimm, Rene	DIV:	P	CLASS:	FACTOR:	Min	CATEGORY:
------------	--------------------	-------------	----------	---------------	----------------	------------	------------------

STG	FACTOR	PTS	A	B	C	D	Ded.	MI	PT	PE	OT	Time
1	2,6645	49	9	0	1	1		0	0	0		18,39
2	2,8675	71	10	0	7	0		0	0	0		24,76
3	2,2575	84	14	0	4	2		0	0	0		37,21
4	2,6939	124	23	0	3	0		0	0	0		46,03
5	3,4894	38	4	0	6	0		0	0	0		10,89
6	3,3958	125	22	0	5	0		0	0	0		36,81

103	Gsellmann, Alexander A	DIV:	S	CLASS:	FACTOR:	Min	CATEGORY:
------------	-------------------------------	-------------	----------	---------------	----------------	------------	------------------

STG	FACTOR	PTS	A	B	C	D	Ded.	MI	PT	PE	OT	Time
1	4,4389	53	10	0	1	0		0	0	0		11,94
2	3,7137	69	9	0	8	0		0	0	0		18,58
3	3,4096	82	13	0	5	2		0	0	0		24,05
4	1,8000	72	11	0	12	1		2	0	0		40,00
5	2,2705	23	3	0	6	0		1	0	0		10,13
6	3,7844	125	23	0	3	1		0	0	0		33,03


104	Uhlir, Stefan .	DIV:	P	CLASS:	FACTOR:	Min	CATEGORY:	S
------------	------------------------	-------------	----------	---------------	----------------	------------	------------------	----------

STG	FACTOR	PTS	A	B	C	D	Ded.	MI	PT	PE	OT	Time
1	1,9240	39	5	0	4	2		0	0	0		20,27
2	2,4797	61	6	0	10	1		0	0	0		24,60
3	1,0174	41	11	0	5	1		3	0	0		40,30
4	1,3961	73	7	0	15	3		1	0	0		52,29
5	1,6873	34	3	0	6	1		0	0	0		20,15
6	2,5037	102	17	0	9	0		1	0	0		40,74

Score Verification By Competitor

St. Pöltner Wolf 2014

Printed März 1, 2014 at 17:21



105	Pollack, Harald .	DIV:	P	CLASS:	FACTOR:	Min	CATEGORY:	S
-----	-------------------	------	---	--------	---------	-----	-----------	---

STG	FACTOR	PTS	A	B	C	D	Ded.	MI	PT	PE	OT	Time
1	1,9740	47	7	0	4	0		0	0	0		23,81
2	2,5312	69	10	0	6	1		0	0	0		27,26
3	1,4257	64	9	0	9	2		0	1	0		44,89
4	1,0837	79	10	0	12	3		1	0	0		72,90
5	2,1924	36	5	0	3	2		0	0	0		16,42
6	2,6046	117	19	0	7	1		0	0	0		44,92